

/CONTINENTAL





b



c

b/ floor: SMOKE R - 122,2x122,2 cm/ 48"x48"
 wall: DARK GREY MILLERIGHE - 61x122,2 cm/24"x48"

c/ floor: CAMEL R - 80x80 cm/ 32"x32"
 wall: CAMEL mosaico cube 40x40 cm/ 16"x16"

6 CONTINENTAL



d/ floor: TAUPE R - 122,2x122,2 cm/ 48"x48"
wall: TAUPE R - 61x122,2 cm/ 24"x48"
furniture: TEAK TAUPE R - 30,4x122,2 cm/ 12"x48"

e/ floor e wall: WHITE R - 122,2x122,2 cm/ 48"x48"
TEAK WHITE R - 30,4x122,2 cm/ 12"x48"
wall: UNIVERSAL LAPIS R - 61x122,2 cm/24"x48"

f/ SMOKE R - 61x122,2 cm/ 24"x48"



dESIGN
SUR-
FACES

WHITE

SAND

SMOKE


TAUPE

DARK GREY

CAMEL

WHITE

O0V4	122,2x122,2 cm 48"x48" - R	A230
O1V1	61x122,2 cm 24"x48" - R	A180
O0X8	61x122,2 cm 24"x48" OUTDOOR - R	A182
O1X2	30,4x122,2 cm 12"x48" TEAK - R	A121
O1X5	80x80 cm 32"x32" - R	A200
O1X9	61x61 cm 24"x24" - R	A192
O2X3	30,4x61 cm 12"x24" - R	A110
O9W1	61x122 cm 24"x48"- FP-ER	A184
O2X7	61x61 cm 24"x24" - FP-ER	A198



SAND

O0V5	122,2x122,2 cm 48"x48" - R	A230
O1V2	61x122,2 cm 24"x48" - R	A180
O0X9	61x122,2 cm 24"x48" OUTDOOR - R	A182
O1X3	30,4x122,2 cm 12"x48" TEAK - R	A121
O1X7	80x80 cm 32"x32" - R	A200
O2X1	61x61 cm 24"x24" - R	A192
O6Z7	61,5x61,5 cm 24"x24" - OUTDOOR - N	A191
O2X5	30,4x61 cm 12"x24" - R	A110
O8W9	61x122 cm 24"x48"- FP-ER	A184
O2X9	61x61 cm 24"x24" - FP-ER	A198



SMOKE

O0V7	122,2x122,2 cm 48"x48" - R	A230
O1V4	61x122,2 cm 24"x48" - R	A180
O1X0	61x122,2 cm 24"x48" OUTDOOR - R	A182
O8W5	30,4x122,2 cm 12"x48" TEAK - R	A121
O1X6	80x80 cm 32"x32" - R	A200
O2X0	61x61 cm 24"x24" - R	A192
O6Z6	61,5x61,5 cm 24"x24" - OUTDOOR - N	A191
O2X4	30,4x61 cm 12"x24" - R	A110
O6W8	61x122 cm 24"x48"- FP-ER	A184
O2X8	61x61 cm 24"x24" - FP-ER	A198



TAUPE

O0V6	122,2x122,2 cm 48"x48" - R	A230
O1V3	61x122,2 cm 24"x48" - R	A180
O1X1	61x122,2 cm 24"x48" OUTDOOR - R	A182
O1X4	30,4x122,2 cm 12"x48" TEAK - R	A121
O1X8	80x80 cm 32"x32" - R	A200
O2X2	61x61 cm 24"x24" - R	A192
O6Z8	61,5x61,5 cm 24"x24" - OUTDOOR - N	A191
O2X6	30,4x61 cm 12"x24" - R	A110
O9W0	61x122 cm 24"x48"- FP-ER	A184
O3X0	61x61 cm 24"x24" - FP-ER	A198



DARK GREY

P6C5	122,2x122,2 cm 48"x48" - R	A230
P6C7	61x122,2 cm 24"x48" - R	A180
P6C9	30,4x122,2 cm 12"x48" TEAK - R	A121
P7C1	80x80 cm 32"x32" - R	A200
P7C3	61x61 cm 24"x24" - R	A192
P7C5	30,4x61 cm 12"x24" - R	A110



CAMEL

P6C6	122,2x122,2 cm 48"x48" - R	A230
P6C8	61x122,2 cm 24"x48" - R	A180
P7C0	30,4x122,2 cm 12"x48" TEAK - R	A121
P7C2	80x80 cm 32"x32" - R	A200
P7C4	61x61 cm 24"x24" - R	A192
P7C6	30,4x61 cm 12"x24" - R	A110



WHITE MILLERIGHE

SAND MILLERIGHE

SMOKE MILLERIGHE

TAUPE MILLERIGHE

dESIGN
SUR-
FACES

DARK GREY MILLERIGHE

CAMEL MILLERIGHE

WHITE MILLERIGHE

P5F0 61x122,2 cm 24"x48" - MILLERIGHE R A180A



SAND MILLERIGHE

P4F7 61x122,2 cm 24"x48" - MILLERIGHE R A180A



TAUPE MILLERIGHE

P4F9 61x122,2 cm 24"x48" - MILLERIGHE R A180A



SMOKE MILLERIGHE

P4F8 61x122,2 cm 24"x48" - MILLERIGHE R A180A



DARK GREY MILLERIGHE

P4F6 61x122,2 cm 24"x48" - MILLERIGHE R A180A



CAMEL MILLERIGHE


P4F5 61x122,2 cm 24"x48" - MILLERIGHE R A180A





TAUPE

Sviluppo grafico / Design development / Développement graphique / Grafische Entwicklung 61x122,2 cm 24"x48" R
(8 grafiche diverse / 8 different design / 8 graphiques différents / 8 verschiedene Grafische)



TAUPE MILLERIGHE

Sviluppo grafico / Design development / Développement graphique / Grafische Entwicklung 61x122,2 cm 24"x48" R
(8 grafiche diverse / 8 different design / 8 graphiques différents / 8 verschiedene Grafische)


g/ floor: TAUPE R - 122,2x122,2 cm/ 48"x48"
wall: SAND R - 61x122,2 cm/24"x48" , TAUPE e SAND MILLERIGHE - 61x122,2 cm/24"x48"
furniture: NORTH WIND TEAK BROWN R - 30,4x122,2 cm/ 12"x48"

g




Decorsi / Decors / Décors / Dekors

teak - 9 bacchette



TEAK WHITE

O1X2 30,4x122,2 cm 12"x48" TEAK - R **A121**




TEAK SMOKE

O8W5 30,4x122,2 cm 12"x48" TEAK - R **A121**




TEAK DARK GREY

P6C9 30,4x122,2 cm 12"x48" TEAK - R **A121**



TEAK SAND

O1X3 30,4x122,2 cm 12"x48" TEAK - R **A121**



TEAK TAUPE

O1X4 30,4x122,2 cm 12"x48" TEAK - R **A121**



TEAK CAMEL

P7C0 30,4x122,2 cm 12"x48" TEAK - R **A121**



h/ floor: TAUPE R - 122,2x122,2 cm/ 48"x48"
 wall: TAUPE R - 61x122,2 cm/ 24"x48"
 furniture: TEAK TAUPE R - 30,4x122,2 cm/ 12"x48"

Decorsi / Decors / Décors / Dekors


mosaico monocolore 81 tessere 3x3 - 30x30 cm 12"x12" **P73**




WHITE




SMOKE




DARK GREY



SAND



TAUPE



CAMEL

mosaico cube - 40x40 cm 16"x16" **P86B**



WHITE



SMOKE



DARK GREY



SAND



TAUPE



CAMEL

Pezzi Speciali / Special Pieces / Pièces Spéciales / Formteile							
	battiscopa 6,5x122,2 cm 2 ^{1/2} "x48" R P05	elemento "L" monolitico outdoor 15x30x4 cm 6"x12"x1 ^{3/4} " P50	step 30,4x61 cm 12"x24" R P90	gradino costa retta 34x122,2x4 cm 13"x48"x1 ^{3/4} " R P32	gradino costa retta 34x61x4 cm 13"x24"x1 ^{3/4} " R P31	vista frontale angolare costa retta dx/sx 34x122,2x4 cm 13"x48"x1 ^{3/4} " R P41	vista dal retro angolare costa retta dx/sx 34x34x4 cm 13"x13"x1 ^{3/4} " R P40
WHITE	•	•	•	•	•	•	•
SMOKE	•	•	•	•	•	•	•
DARK GREY	•	•	•	•	•	•	•
SAND	•	•	•	•	•	•	•
TAUPE	•	•	•	•	•	•	•
CAMEL	•	•	•	•	•	•	•

Note / Notes / Notes / Anmerkungen
 I battiscopa e gli elementi "L" vengono venduti a pz. e a scatola completa. Tutti gli altri pezzi speciali vengono venduti al pezzo. I gradini vengono prodotti solo su ordinazione (tempo minimo di consegna 20 gg lavorativi).
 All skirting and monolithic L elements, priced per piece, are sold in full box. All other special trims are sold by piece. Steps are produced only on request (minimum delivery terms of 20 days).
 Les plinthes et élément "L" sont vendues la pièce et par boîte complète. Les autres pièces spéciales sont vendus la pièce. Le plat de marche sont produit sur demande (délai minimum de 20 jours).
 Die Sockelleisten und Stufen werden pro Stk. und Vollen Kartons verkauft. Stufen und Stufenecken werden nur auf Bestellung produziert (Lieferzeiten mindesten 20 arbeitstagen ab Auftragserteilung).

CONTINENTAL

effetto cemento / concrete-look / effet ciment / zementoptik

Colori / Colours / Couleurs / Farben




R: Rettificato/ Rectified

Formati / Sizes / Formats / Formate	R - 61,0x122 cm 24"x48" ± 20 mm FP2 R11	R - 61,0x61 cm 24"x24" ± 20 mm FP2 R11
WHITE	●	●
SMOKE	●	●
SAND	●	●
TAUPE	●	●



Formati / Sizes / Formats / Formate



i/outdoor: WHITE FP2 R - 61,0x122 cm/24"x48"
indoor: WHITE R - 122,2x122,2 cm/48"x48"

CONTINENTAL



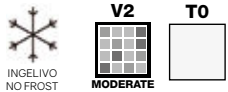
FP2 Pezzi Speciali / Special Pieces / Pièces Spéciales / Formteile	elemento "L" 61x122x5 cm 24"x48"x2" R		elemento "L" 30x61x5 cm 12"x24"x2" R		angolare elemento "L" SX/DX 61x61x5 cm 24"x24"x2" R		angolare elemento "L" SX/DX 30x30x5 cm 12"x12"x2" R		griglia 20x61 cm 8"x24" R abbinata al 61x122 cm combined with the 24"x48"		griglia 20x61 cm 8"x24" R abbinata al 61x61 cm combined with the 24"x24"		angolo SX griglia angolo 20x61 cm 8"x24" R abbinata al 61x122 cm combined with the 24"x48"		angolo DX griglia angolo 20x61 cm 8"x24" R abbinata al 61x61 cm combined with the 24"x24"	
	P102A	P100	P105A	P103	P106D	P106A	P109B COPPIA	P107 COPPIA								
WHITE	●	●	●	●	●	●	●	●	●	●	●	●	●	●	●	
SMOKE	●	●	●	●	●	●	●	●	●	●	●	●	●	●	●	
SAND	●	●	●	●	●	●	●	●	●	●	●	●	●	●	●	
TAUPE	●	●	●	●	●	●	●	●	●	●	●	●	●	●	●	

	round lineare 30x122 cm 12"x48" R		round lineare 30x61 cm 12"x24" R		angolo SX round angolare 30x122 cm 12"x48" R		angolo DX round angolare 30x61 cm 12"x24" R		angolo SX angolo bordo toro 30x122 cm 12"x48" R		angolo DX angolo bordo toro 30x61 cm 12"x24" R	
	P112A	P110	P113C COPPIA	P113A COPPIA	P117	P114						
WHITE	●	●	●	●	●	●						
SMOKE	●	●	●	●	●	●						
SAND	●	●	●	●	●	●						
TAUPE	●	●	●	●	●	●						

Note - Notes - Notes - Anmerkungen
I pezzi speciali FP2 vengono venduti al pezzo e solo su ordinazione (tempo minimo di consegna 20 gg lavorativi dall'ordine).
The special pieces FP2 are sold by piece and only on request (minimum delivery time 20 working days from date of order).
Les pièces spéciales FP2 sont vendus à la pièce et uniquement sur commande (délai minimum de livraison 20 jours ouvrés à partir de la commande).
Spezial Teile FP2 sind pro Stück verkauft und nur auf Bestellungen produziert. (Lieferzeiten mindesten 20 arbeitstage ab Auftragbestätigung)

CONTINENTAL soft

a/ DARK GREY SOFT R - 122,2x122,2 cm/ 48"x48"



Tripla superficie, molteplici formati e varie decorazioni creano infinite opportunità di utilizzo e rendono questa serie ricca di carattere.

Triple surfaces, diverse forms and plenty of decorations create boundless possibilities for use, endowing this series with remarkable character.

Les trois surfaces, les formats multiples et les différents décors créent des possibilités d'utilisation infinies et confèrent à cette série une grande personnalité.

Dreifache Oberflächen, verschiedene Formate und unterschiedliche Dekorationen bieten unendliche Gestaltungsmöglichkeiten und verleihen dieser Serie einen besonderen Charakter







CONTINENTAL soft

effetto cemento / concrete-look / effet ciment / zementoptik

Colori / Colours / Couleurs / Farben

-  WHITE SOFT
-  SMOKE SOFT
-  DARK GREY SOFT
-  SAND SOFT
-  TAUPE SOFT
-  CAMEL SOFT

Formati / Sizes / Formats / Formate

-  R - 122,2x122,2 cm . 48"x48" ± 9,5 mm R9
-  R - 61x122,2 cm . 24"x48" ± 9,5 mm R9
-  R - 80x80 cm . 32"x32" ± 9,5 mm R9
-  R - 61x61 cm . 24"x24" ± 9,0 mm R9

R: Rettificato/ Rectified

Formati / Sizes / Formats / Formate	R - 122,2x122,2 cm 48"x48" ± 9,5 mm R9	R - 61x122,2 cm 24"x48" ± 9,5 mm R9	R - 80x80 cm 32"x32" ± 9,5 mm R9	R - 61x61 cm 24"x24" ± 9,0 mm R9
WHITE SOFT	●	●	●	●
SMOKE SOFT	●	●	●	●
DARK GREY SOFT	●	●	●	●
SAND SOFT	●	●	●	●
TAUPE SOFT	●	●	●	●
CAMEL SOFT	●	●	●	●

20 CONTINENTAL soft



b

b-c/ CAMEL SOFT R - 61x122,2 cm/ 24"x48"



c



WHITE SOFT

P9C8	122,2x122,2 cm 48"x48" - R	A230
P0D6	61x122,2 cm 24"x48" - R	A180
P1D0	80x80 cm 32"x32" - R	A200
P6Q2	61x61 cm 24"x24" - R	A192



SMOKE SOFT

P9C9	122,2x122,2 cm 48"x48" - R	A230
P0D7	61x122,2 cm 24"x48" - R	A180
P1D1	80x80 cm 32"x32" - R	A200
P6Q3	61x61 cm 24"x24" - R	A192



DARK GREY SOFT

P0D2	122,2x122,2 cm 48"x48" - R	A230
P0D5	61x122,2 cm 24"x48" - R	A180
P1D4	80x80 cm 32"x32" - R	A200
P6Q4	61x61 cm 24"x24" - R	A192



SAND SOFT

P0D0	122,2x122,2 cm 48"x48" - R	A230
P0D8	61x122,2 cm 24"x48" - R	A180
P1D2	80x80 cm 32"x32" - R	A200
P5Q9	61x61 cm 24"x24" - R	A192



TAUPE SOFT

P0D1	122,2x122,2 cm 48"x48" - R	A230
P0D9	61x122,2 cm 24"x48" - R	A180
P1D3	80x80 cm 32"x32" - R	A200
P6Q0	61x61 cm 24"x24" - R	A192



CAMEL SOFT




P0D3	122,2x122,2 cm 48"x48" - R	A230
P0D4	61x122,2 cm 24"x48" - R	A180
P1D5	80x80 cm 32"x32" - R	A200
P6Q1	61x61 cm 24"x24" - R	A192



Pezzi Speciali / Special Pieces / Pièces Spéciales / Formteile	gradino costa retta		angolare costa retta	
	34x122,2x4 cm 13"x48"x1 ^{3/4} " R	34x61x4 cm 13"x24"x1 ^{3/4} " R	34x122,2x4 cm 13"x48"x1 ^{3/4} " R	34x34x4 cm 13"x13"x1 ^{3/4} " R
	P32	P31	P41	P40
WHITE SOFT	●	●	●	●
SMOKE SOFT	●	●	●	●
DARK GREY SOFT	●	●	●	●
SAND SOFT	●	●	●	●
TAUPE SOFT	●	●	●	●
CAMEL SOFT	●	●	●	●

TABELLA PESI ED IMBALLI












Sizes weight and packaging / Mesures poids et emballages / Tabelle der Gewichte und Verpackungen

formati / sizes / tailles / formate /		pz. x box	mq. x box	box x pal.	mq. x pal.	kg. x mq	kg. x box	kg. x pal.	
NATURALI / NATURAL (N)									
61,5x61,5 cm 24"x24" N	9 mm	4	1,51	30	45,30	20,46	30,90	940	80x120x75
RETTIFICATI / RECTIFIED (R)									
122,2x122,2 cm 48"x48" R	9,5 mm	2	2,99	18	53,82	21,09	63,05	1175	124x143x60
80x80 cm 32"x32" R	9,5 mm	2	1,28	45	57,60	20,36	26,06	1190	80x120x95
61x122,2 cm 24"x48" R	9,5 mm	2	1,49	36	53,64	20,52	30,57	1120	94x120x75
61x61 cm 24"x24" R	9 mm	4	1,49	30	44,70	19,80	29,50	900	80x120x75
30,4x122,2 cm 12"x48" R TEAK	9,5 mm	2	0,74	57	42,18	19,98	14,79	1153	94x120x65
30,4x61 cm 12"x24" R	9 mm	7	1,30	40	52,00	19,83	25,77	1045	80x120x75
SPESSORATI / EXTRA THICK (R) 									
61x122 cm 24"x48" R	20 mm	1	0,74	36	26,64	44,00	32,56	1190	94x120x75
61x61 cm 24"x24" R	20 mm	2	0,74	30	22,20	44,05	32,59	990	80x120x75
pezzi speciali / special pieces / pièces spéciales / formteile /									
6,5x122,2 cm 2"x48" battiscopa rettificato		10					12,50		

SIMBOLOGIA CARATTERISTICHE TECNICHE - GRÈS PORCELLANATO /

Symboles technical characteristics - porcelain stoneware / Symboles des caracteristiques techniques - grès cérame / Symbole technischen eigenschaften - feinsteinzeug



	CARATTERISTICHE TECNICHE TECHNICAL CHARACTERISTICS CARACTÉRISTIQUES TECHNIQUES TECHNISCHE MERKMALE	NORMA DI RIFERIMENTO REFERENCE STANDARD NORME DE REFERENCE PRÜFMETHODE	VALORE RICHIESTO REQUIRED VALUE VALEUR REQUISE SOLLWERT	VALORE MEDIO TUSCANIA AV. TUSCANIA VALUE VALEUR MOYENNE TUSCANIA MITTLERER TUSCANIA-WERT			
	DIMENSIONI DIMENSIONS DIMENSIONS ABMESSUNGEN	ISO 10545-2	CONFORME COMPLIANT CONFORME KONFORM	CONFORME COMPLIANT CONFORME KONFORM			
	ASSORBIMENTO D'ACQUA WATER ABSORPTION ABSORPTION D'EAU WASSERAUFNAHME	ISO 10545-3	≤ 0,5 %	CONFORME COMPLIANT CONFORME KONFORM			
	RESISTENZA A FLESSIONE MODULUS OF RUPTURE RESISTANCE A LA FLEXION BIEGEFESTIGKEIT	ISO 10545-4	MODULUS OF RUPTURE R ≥35 N/MM ² BREAKING STRENGTH S ≥1300 N	CONFORME COMPLIANT CONFORME KONFORM			
	RESISTENZA ALL'ABRASIONE ABRASION RESISTANCE RÉSISTANCE À L'ABRASION ABRIEBBESTÄNDIGKEIT	ISO 10545-7	PEI SOLO PER PIASTRELLE SMALTATE ONLY FOR GLAZED TILES				
	DILATAZIONE TERMICA LINEARE LINEAR THERMAL EXPANSION DILATATION THERMIQUE LINEAIRE LINEARE WÄRMEAUDEHNUNG	ISO 10545-8	≤ 9x10 ⁻⁵ °C ⁻¹	CONFORME COMPLIANT CONFORME KONFORM			
	RESISTENZA AGLI SBALZI TERMICI THERMAL SHOCK RESISTANCE RESISTANCE AUX ECARTS DE TEMPERATURE ITEMPERATURWECHSELBESTÄNDIGKEIT	ISO 10545-9	RESISTENTE RESISTANT RESISTANT BESTÄNDIG	RESISTENTE RESISTANT RESISTANT BESTÄNDIG			
	RESISTENZA AL GELO FROST RESISTANCE RESISTANCE AU GEL FROSTBESTÄNDIGKEIT	ISO 10545-12	RESISTENTE RESISTANT RESISTANT BESTÄNDIG	RESISTENTE RESISTANT RESISTANT BESTÄNDIG			
	RESISTENZA AGLI ACIDI ED ALLE BASI ACID AND ALKALI RESISTANCE RESISTANCE AUX ACIDES ET AUX BASES SÄURE- UND LAUGENBESTÄNDIGKEIT	ISO 10545-13	CLASS GB MIN.	LOW CONCENTRATION GLA HIGH CONCENTRATION GHA			
	RESISTENZA ALL'ATTACCO CHIMICO CHEMICAL RESISTANCE RESISTANCE À L'ATTAQUE CHEMIQUE CHEMISCHE BESTÄNDIGKEIT	ISO 10545-13	CLASS GB MIN.	GA			
	RESISTENZA ALLE MACCHIE STAIN RESISTANCE RESISTANCE AU TACHES FLECKENBESTÄNDIGKEIT	ISO 10545-14	CLASS 3 MIN.	5			
	COEFFICIENTE DI ATTRITO (SCIVOLOSITÀ) FRICTION COEFFICIENT (SLIPPERINESS) COEFFICIENT DE FRICTION (GLISSEMENT) REIBUNGSKOEFFIZIENT (RUTSCHIGKEIT)	BCR - ITALIA DM DEL 14-06-89	ASTM - USA ASTM C1028	DIN - GERMANIA DIN 51130			
		DRY RUBBER 0,62	WET RUBBER 0,51	DRY LEATHER 0,62	DRY NEOLYTHE 0,69	WET NEOLYTHE 0,62	CONTINENTAL: R10 - R11 outdoor/FP2 CONTINENTAL SOFT: R9 ZH 1/571

THE PRODUCTS HAVING AN ABSORPTION < 0,5% ARE CLASSIFIED ACCORDING THE UNI CEN STANDARDS "FULLY VITRIFIED TILES" AND ACCORDING TO THE ASTM STANDARDS "IMPERVIOUS TILES"

CONTINENTAL

Le informazioni contenute nel presente catalogo sono il più possibile esatte, ma non sono da ritenersi vincolanti. Per esigenze di produzione l'Azienda si riserva il diritto di apportare eventuali modifiche che si rendessero necessarie. Peso, colori e misure sono soggetti alle inevitabili variazioni tipiche del processo di cottura della ceramica. I colori e gli effetti riportati sul presente catalogo sono indicativi per i limiti consentiti dalla stampa; per questo non possono essere vincolanti e costituire base per eventuali contestazioni.

The information contained in this catalogue is as accurate as possible, but cannot be considered as legally binding. The Company reserves the right to make any modifications that become necessary due to production requirements. Weight, colours and dimensions are subject to the inevitable variations typical of the ceramic firing process. Colours and aesthetic effects shown on this catalogue should be considered indicative and approximate as a result of printing process limits. Possible variations may occur and can not be at the base of any claim.

Les informations reprises dans ce catalogue sont exactes, mais elles n'engagent aucunement notre Société du point de vue légal. Pour des exigences de production la Société se réserve le droit d'apporter toutes les dimensions sont assujettis aux variations typiques du processus de cuisson de la céramiques. Les couleurs et les effets présentés dans ce catalogue sont indicatifs dans la mesure permise par la presse, ce qui explique pourquoi ils ne peuvent pas être obligatoire et constituer la base d'un éventuel désaccord.

Die Informationen des vorliegenden Katalogs sind so exakt wie möglich, sind jedoch nicht als gesetzlich verbindlich zu betrachten. Aus Fertigungsgründen behält die Firma sich das Recht vor, eventuell notwendige Änderungen vorzunehmen. Verändereungen, die für den Brennvorgang von Keramikprodukten typisch sind. Die in diesem Katalog gezeigten Farben und Effekte sind Richtwerte, soweit durch die Presse, die ist, warum sie nicht bindend und stellen die Grundlage für eine Meinungsverschiedenheit gestattet.

Credit:

Marketing:
Tuscania

Progetto Grafico:
EUREKA

finito di stampare:
NOVEMBRE 2024


TUSCANIA[®]
ceramiche



/CONTINENTAL



tuscaniagres.it

Tuscania S.p.A.

Via Giardini Sud, 4603
41028 Serramazzoni (Mo) - Italia
Tel. +39 0536.952399
Fax +39 0536.954716
info@tuscaniagres.it
www.tuscaniagres.it

