

# ARCHITECTURAL

*Spec Book*



# Imperial

WHOLESALE  
International Stone & Tile



**ACKER-STONE**

*Arizona Edition*

# THE PAVER LEADER

In the mid 1980s, Acker-Stone played a significant role in developing the interlocking paving stone market in the U.S. Through the introduction of innovative manufacturing techniques and ongoing product refinements, the company continues to lead the industry with the development of new and enduring paving stones.

Our long history of design and engineering excellence combine with your unique vision to build an inspired, welcoming personal retreat.

We invite you to create enduring beauty with a level of quality and consistency you can depend on for years to come with Acker-Stone paving stones.

**Dream it,  
and it can  
be created**



# COLLECTIONS

## DETAILS

- 6** Icons
- 7** Chamfers

## PAVERS

- 10** Antique Kobble 2 pc.
- 12** Antique Kobble 3 pc.
- 14** Antique Kobble
- 16** Appian
- 18** Aviano
- 20** Aviano Grande
- 22** Aviano 6 x 9
- 24** Castle Stone
- 26** Combo Stone
- 28** Combo Stone Embossed
- 30** Holland I
- 32** Holland II
- 34** Paseo
- 36** Paseo Grande
- 38** Paseo 6 x 9
- 40** Siena 4 pc.
- 42** Siena
- 44** Street Stone I & II
- 46** 6 x 6
- 48** 6 x 9
- 50** 6 x 12
- 52** 12 x 12

## CIRCLES, BORDERS & MORE

- 56** Antique Kobble Circle Kit
- 58** Antique Kobble Rec.
- 60** Aviano 6 x 9
- 62** Bullnose
- 64** Combo Stone Border
- 66** Palazzo Bullnose
- 68** Paseo 6 x 9

## LINEAR PAVING STONES

- 72** 4 x 12
- 74** 4 x 16
- 76** 4 x 20
- 78** 4 x 24

## PERMEABLE PAVERS

- 82** Aqua-Via ML
- 84** Turf Block

## GARDEN WALLS

- 88** Mini Creta & Aged Cap
- 90** Tuscan Block

## ADA

- 94** Handicapped Parking Kit
- 96** Palazzo 12 x 12 Truncated Domes





# COLLECTIONS

## PALAZZO

- 100** *Palazzo 12 x 12*
- 102** *Palazzo 12 x 24*
- 104** *Palazzo 18 x 18*
- 106** *Palazzo 24 x 24*
- 108** *Palazzo Bullnose*
- 110** *Wood Tiles*
- 112** *Palazzo Colors & Finishes*

## CALIFORNIA COLLECTION

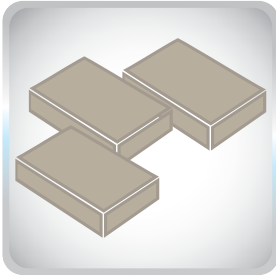
- 116** *Aqua-Via II*
- 118** *Aqua-Via Trio*
- 120** *Appian with Chamfer*
- 122** *Bishops Hat*
- 124** *Capri*
- 126** *Checker Block*
- 128** *Combo Classic*
- 130** *Florentine*
- 132** *Hexagon*
- 134** *Holland V-Groove*
- 136** *Lido Stone*
- 138** *Mega Antique Kobble*
- 140** *Mega Appian*
- 142** *Mega Florentine*
- 144** *Monterey Kobble*
- 146** *Ravenna*
- 148** *Serpentine*
- 150** *3 X 9*
- 152** *3 X 18*
- 154** *3 X 24*
- 156** *4 X 12 Permeable*
- 158** *6 X 12 V-Groove*
- 160** *6 X 24*
- 162** *6 X 30*
- 164** *8 X 8*
- 166** *10 X 10*
- 168** *6 X 30, 15 X 25, 15 X 30, 16.5 X 25*

## COLORS & MORE


- 172** *SRI Collection*
- 173** *Core Color Blends*
- 174** *Core FM Colors*
- 176** *Special Aggregates*
- 177** *Finish Options*
- 178** *Installation Details*
- 186** *Product Details*
- 187** *Ancillary Products*
- 188** *Commercial Warranty*




# Icons



Through Mix



Face Mix



Machine Lay



Pedestrian



Light Vehicular



Heavy Vehicular



ADA Handicapped



Permeable



Green Friendly

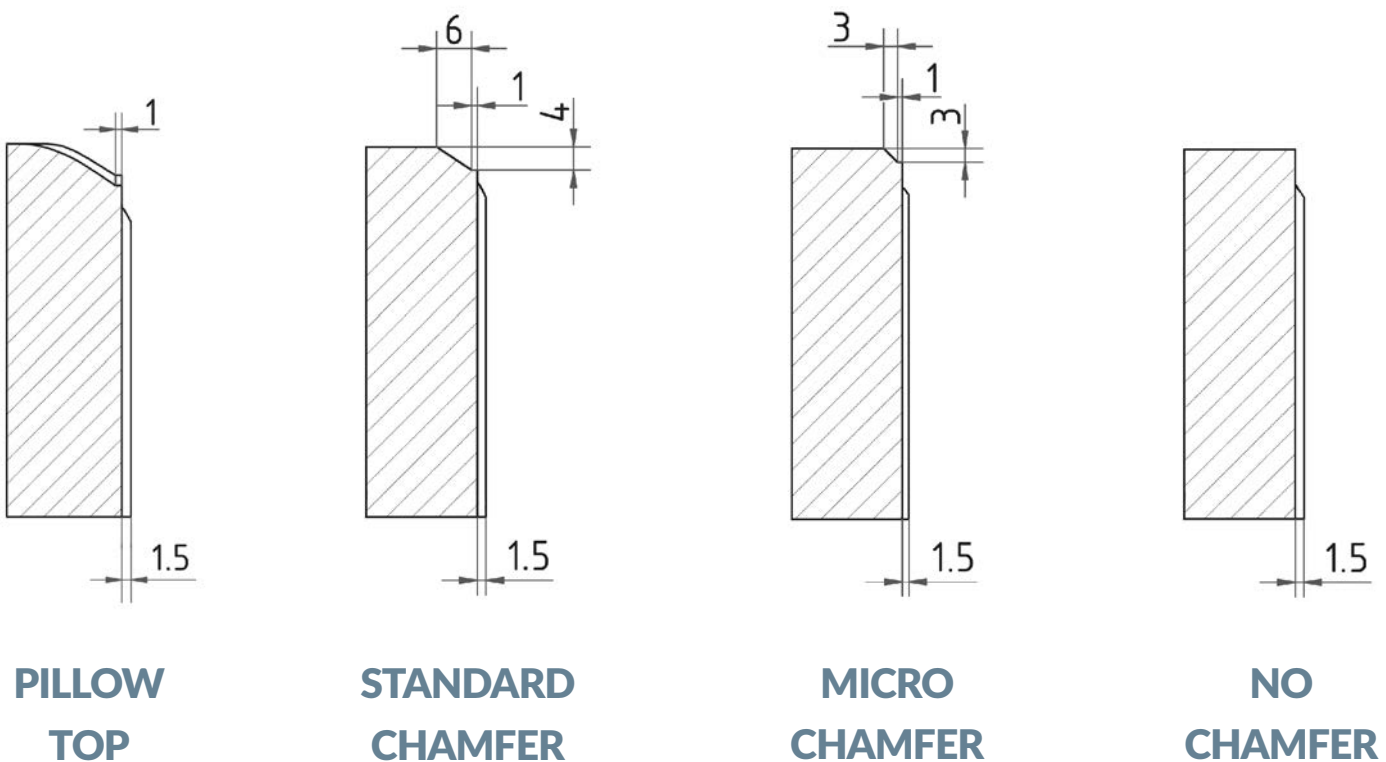
# Chamfers

Most pavers have a beveled edge “chamfer” around the top of the paver.

Verify the availability of chamfers for each paving stone.

Slight chipping on the edges of Non-Chamfered Paving Units is inherent and is not considered a manufacturing defect.

Special installation required.










# PAVER *Collection*

From the old world charm of the Antique Cobble & Siena Tumbled to the modern and contemporary look of Paseo and Combo Stone, Acker-Stone has a paver to compliment your outdoor living space. Common applications include driveways, walkways, roof decks, patios, courtyards, pool decks, outdoor kitchens and living spaces.





*Antique Kobble 2 pc. in Desert Blend™.*

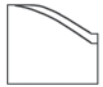
# Antique Kobble 2 PC



## SPECS

<b>Sizes (Nominal)</b>	5 1/2 x 5 1/2 - 5 1/2 x 8 1/4 140 mm x 140 mm - 140 mm x 210 mm
<b>Thickness</b>	6 cm
<b>Stones Per Pallet</b>	420 280 Recs. (75%), 140 Sqs. (25%)
<b>Sq. Ft. Per Pallet</b>	119
<b>Weight Per Pallet</b>	3,106

## CHAMFER



Pillow Top

## APPLICATIONS

Pedestrian, light vehicular traffic, residential driveways, walkways, patios, courtyards, pool decks, outdoor kitchens and outdoor living spaces.

## NOTES

Installation specs, details and patterns (PDF, PAT & DWG), are available online at [www.ackerstone.com](http://www.ackerstone.com)

Pillow Top not available in Tumbled Finish.

## BORDER OPTIONS

**Antique Kobble Rec:** See page 59 for Specifications.

## FINISH OPTIONS



Standard




Grind




Grind & Shot Blast




Shot Blast



**I-Pattern**  
100% Antique Kobble 2 pc.



**Random**  
100% Antique Kobble 2 pc.



**Random Running Bond**  
100% Antique Kobble 2 pc.



*Antique Kobble 3 pc in Navajo Red.*

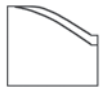
# Antique Kobble 3 PC

## SPECS

<b>Sizes (Nominal)</b>	2 3/4 x 5 1/2 - 5 1/2 x 5 1/2 - 5 1/2 x 8 1/4 70 mm x 140 mm - 140 mm x 140 mm - 140 mm x 210 mm
<b>Thickness</b>	6 cm
<b>Stones Per Pallet</b>	570
	160 Twinkie, 200 Sqs., 210 Recs.
<b>Sq. Ft. Per Pallet</b>	126
<b>Weight Per Pallet</b>	3,301



## CHAMFER



Pillow Top



No Chamfer

## APPLICATIONS

Pedestrian, light vehicular traffic, residential driveways, walkways, patios, courtyards, pool decks, outdoor kitchens and outdoor living spaces.

## NOTES

Installation specs, details and patterns (PDF, PAT & DWG), are available online at [www.ackerstone.com](http://www.ackerstone.com)  
Pillow Top not available in Tumbled Finish

## BORDER OPTIONS

**Antique Kobble Rec:** See page 59 for Specifications.

## FINISH OPTIONS



Standard



Grind



Shot Blast




Grind & Shot Blast




Tumbled



Antique Kobble 3 pc Flat Top in Desert Blend TM with a Tumbled Finish.



Random Ashlar  
Varied %



Random Running  
Varied %



*Antique Kobble Sq. & Rec. in Navajo Red TM.*

# Antique Kobble

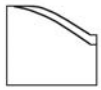
SQ & REC

## SPECS

Sizes (Nominal)	SQ.		REC.			
	5 1/2 x 5 1/2 140 mm x 140 mm		5 1/2 x 8 1/4 140 mm x 210 mm			
	Sq.	Rec.	Sq.	Rec.	Sq.	Rec.
Stones Per Sq. Ft.	4.8	3.1	4.8	3.1	4.8	3.1
Stones Per Pallet	480	300	560	350	448	280
Sq. Ft. Per Pallet	101	96	118	112	95	90
Weight Per Piece	3.8	5.4	5.6	8.1	7.4	11
Weight Per Pallet	1,640	1,620	3,213	2,873	3,380	3,140



## CHAMFERS



Pillow Top

## FINISH OPTIONS



## APPLICATIONS

- 4 cm** Pedestrian, walkways, patios, courtyards, pool decks, outdoor kitchens, and outdoor living spaces.
- 6 cm** Pedestrian, residential driveways, walkways, patios, courtyards, pool decks, outdoor kitchens, and outdoor living spaces.
- 8 cm** Heavy vehicular

## NOTES

Installation specs, details and patterns (PDF, PAT & DWG), are available online at [www.ackerstone.com](http://www.ackerstone.com)  
 Pillow Top not available in Tumbled Finish.

## BORDER OPTIONS

Antique Kobble Rec.



<b>Combination Herringbone</b> 75% Recs & 25% Sqs	<b>Herringbone</b> 100% Recs	<b>I-Pattern</b> 25% Sqs & 75% Recs	<b>Modified Herringbone</b> 60% Recs & 40% Sqs	<b>Random</b> 33% Sqs & 67% Recs	<b>Running Bond</b> 100% Recs	<b>Stacked Bond</b> 100% Recs



*Appian Rec. & Sq. in Gila River TM.*



# Appian

SQ & REC

## SPECS

	SQ.	REC.
<b>Sizes (Nominal)</b>	6 1/4 x 6 1/4	6 1/4 x 9 3/8
	160 mm x 160 mm	160 mm x 240 mm
<b>Thickness</b>	7 cm	7 cm
<b>Stones Per Sq. Ft.</b>	3.6	2.4
<b>Stones Per Pallet</b>	350	250
<b>Sq. Ft. Per Pallet</b>	98	105
<b>Weight Per Piece</b>	8.7	12.9
<b>Weight Per Pallet</b>	3,051	3,217



## CHAMFERS



Pillow Top

## APPLICATIONS

Pedestrian, light vehicular traffic, residential driveways, walkways, patios, courtyards, pool decks, outdoor kitchens and outdoor living spaces.

## NOTES

Installation specs, details and patterns (PDF, PAT & DWG), are available online at [www.ackerstone.com](http://www.ackerstone.com)

Call for Machine Lay Pattern info.

Pillow Top not available in Tumbled Finish.

## FINISH OPTIONS



Standard



Grind



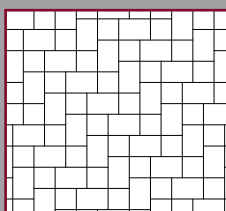
Grind & Shot Blast




Shot Blast

## BORDER OPTIONS


Appian Rec.




**Combination Herringbone**  
75% Recs & 25% Sqs




**Combination Running Bond**  
50% Recs & 50% Sqs




**Herringbone**  
100% Recs



**I-Pattern**  
75% Recs & 25% Sqs



**Modified Herringbone**  
60% Recs & 40% Sqs



**Random**  
67% Recs & 33% Sqs



*Aviano in Antique Pewter FM*

# Aviano



## SPECS

Sizes (Nominal)	6 x 6 - 6 x 9 - 9 x 9 - 9 x 12 150 mm x 150 mm - 150 mm x 225 mm 225 mm x 225 mm - 225 mm x 300 mm
Thickness	6 cm
Stones Per Pallet	300
Sq. Ft. Per Pallet	109
Weight Per Pallet	3,160

## CHAMFER



Slate Top - Micro Chamfer

## FINISH OPTIONS



Standard



Shot Blast

## APPLICATIONS

Pedestrian, residential driveways, walkways, patios, courtyards, pool decks, outdoor kitchens and outdoor living spaces.

## NOTES

Installation specs, details and patterns (PDF, PAT & DWG), are available online at [www.ackerstone.com](http://www.ackerstone.com)


Aviano is not available in a Tumbled Finish.

## BORDER OPTIONS

**Aviano 6 x 9:** See page 61 for Specifications.




See Page 21



Random

60% Aviano & 40% Aviano Grande



Random

100% Aviano



*Aviano Grande in Sandalwood FM & Malibu Canyon FM.*

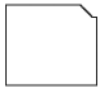
# Aviano Grande



## SPECS

<b>Sizes (Nominal)</b>	6 x 12 - 12 x 12 - 12 x 18 150 mm x 300 mm - 300 mm x 300 mm 300 mm x 450 mm
<b>Thickness</b>	6 cm
<b>Stones Per Pallet</b>	144
<b>Sq. Ft. Per Pallet</b>	116
<b>Weight Per Pallet</b>	3,320

## CHAMFER



Slate Top - Micro Chamfer

## FINISH OPTIONS



Standard



Shot Blast

## APPLICATIONS

Pedestrian, walkways, patios, courtyards, pool decks, outdoor kitchens and outdoor living spaces.

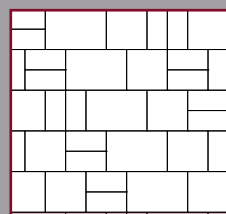
## NOTES

Installation specs, details and patterns (PDF, PAT & DWG), are available online at [www.ackerstone.com](http://www.ackerstone.com)


Aviano Grande is not available in a Tumbled Finish.

## BORDER OPTIONS

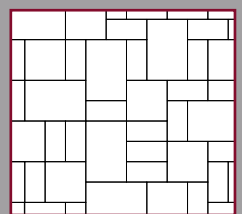
**Aviano 6 x 9:** See page 61 for Specifications.



**Custom Linear Running Bond**  
100% Aviano Grande



**Random**  
60% Aviano & 40% Aviano Grande



**Random**  
100% Aviano Grande

See Page 19



*Aviano Grande in Sandalwood FM & Malibu Canyon FM with an Aviano 6 x 9 Border in Mocha Brown FM*

# Aviano

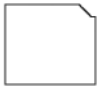
6 X 9



## SPECS

<b>Size (Nominal)</b>	6 x 9
	150 mm x 225 mm
<b>Thickness</b>	6 cm
<b>Stones Per Sq. Ft.</b>	2.7
<b>Stones Per Pallet</b>	300
<b>Sq. Ft. Per Pallet</b>	109
<b>Weight Per Piece</b>	9.7
<b>Weight Per Pallet</b>	2,973

## CHAMFER



Slate Top - Micro Chamfer

## FINISH OPTIONS



Standard



Shot Blast


## APPLICATIONS

Pedestrian, residential driveways, walkways, patios, courtyards, pool decks, outdoor kitchens and outdoor living spaces.


## NOTES

Installation specs, details and patterns (PDF, PAT & DWG), are available online at [www.ackerstone.com](http://www.ackerstone.com)

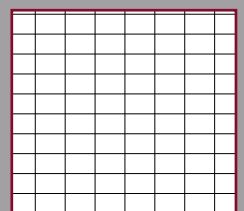
Aviano is not available in a Tumbled Finish.



**Herringbone**  
100% Recs



**Running Bond**  
100% Recs



**Stacked Bond**  
100% Recs



Castle Stone in Limestone TM with a Tumbled Finish.



# Castle Stone



## SPECS

<b>Sizes (Nominal)</b>	4 5/8 x 5 1/2 - 5 1/2 x 6 1/2 - 5 1/2 x 7 3/4 - 5 1/2 x 9 1/4 120 mm x 140 mm - 140 mm x 170 mm 140 mm x 200 mm - 140 mm x 240 mm
<b>Thickness</b>	6 cm
<b>Stones Per Pallet</b>	390 100, 4 5/8 x 5 1/2 - 70, 5 1/2 x 6 1/2 - 120, 5 1/2 x 7 3/4 100, 5 1/2 x 9 1/4
<b>Sq. Ft. Per Pallet</b>	107
<b>Weight Per Pallet</b>	2,750

## CHAMFER



Embossed Top - No Chamfer

## FINISH OPTION




Tumbled

## APPLICATIONS


Pedestrian, light vehicular traffic, residential driveways, walkways, patios, courtyards, pool decks, outdoor kitchens and outdoor living spaces.

## NOTES

Installation specs, details and patterns (PDF, PAT & DWG), are available online at [www.ackerstone.com](http://www.ackerstone.com)



Castle Stone in Limestone TM with a Tumbled Finish.



Random Runner  
100% Castle Stone



*Combo Stone in Terra Cotta Brown TM & Holland I in Desert Blend TM.*

# Combo Stone

## SPECS

<b>Sizes (Nominal)</b>	$3 \frac{7}{8} \times 3 \frac{7}{8} - 3 \frac{7}{8} \times 5 \frac{7}{8} - 3 \frac{7}{8} \times 7 \frac{7}{8}$
	$5 \frac{7}{8} \times 7 \frac{7}{8} - 5 \frac{7}{8} \times 11 \frac{3}{4}$
	100 mm x 100 mm – 100 mm x 150 mm
	100 mm x 200 mm – 150 mm x 200 mm
	150 mm x 300 mm
<b>Thickness</b>	4 cm                  6 cm                  8 cm
<b>Stones Per Pallet</b>	784                    490                    392
<b>Sq. Ft. Per Pallet</b>	189                    118                    94
<b>Weight Per Pallet</b>	3,015                  3,140                  3,293



Standard



Tumbled

## CHAMFER



No Chamfer

## APPLICATIONS

### 4 cm

Pedestrian, walkways, patios, courtyards, pool decks, outdoor kitchens and outdoor living spaces.

### 6 cm

Pedestrian, residential driveways, patios, courtyards, pool decks, outdoor kitchens and outdoor living spaces.

### 8 cm

Heavy Vehicular

## NOTES

Slight chipping on the edges of Non-Chamfered Paving Units is inherent and is not considered a manufacturing defect.

Special installation required. Please call for details.

Installation specs, details and patterns (PDF, PAT & DWG), are available online at [www.ackerstone.com](http://www.ackerstone.com)

## FINISH OPTIONS




Standard



Grind



Shot Blast



Grind & Shot Blast



Grind & Tumbled



Tumbled


## BORDER OPTIONS

**Holland I N/C:** See page 31 for Specifications.


**Combo Stone Border:** See page 65 for Specifications.




See Page 53



**Random with 12x12**  
80% Combo Stone & 20% 12x12



**Random**  
100% Combo Stone



**Random Runner**  
100% Combo Stone



*Combo Stone Embossed in Mojave™ with a Tumbled Finish.*

# Combo Stone

## EMBOSSED



### SPECS

<b>Sizes (Nominal)</b>	$3 \frac{7}{8} \times 3 \frac{7}{8} - 3 \frac{7}{8} \times 5 \frac{7}{8} - 3 \frac{7}{8} \times 7 \frac{7}{8}$	
	$5 \frac{7}{8} \times 7 \frac{7}{8} - 5 \frac{7}{8} \times 11 \frac{3}{4}$	
	100 mm x 100 mm – 100 mm x 150 mm	
	100 mm x 200 mm – 150 mm x 200 mm	
	150 mm x 300 mm	
<b>Thickness</b>	6 cm	8 cm
<b>Stones Per Pallet</b>	490	392
<b>Sq. Ft. Per Pallet</b>	118	94
<b>Weight Per Pallet</b>	3,140	3,293

### CHAMFER



No Chamfer

### FINISH OPTIONS



Standard



Shot Blast



Tumbled

### APPLICATIONS

Pedestrian, residential driveways, walkways, patios, courtyards, pool decks, outdoor kitchens and outdoor living spaces.

### NOTES


Slight chipping on the edges of Non-Chamfered Paving Units is inherent and is not considered a manufacturing defect.  
Special installation required. Please call for details.  
Installation specs, details and patterns (PDF, PAT & DWG), are available online at [www.ackerstone.com](http://www.ackerstone.com)

### BORDER OPTIONS


**Siena Embossed Small Rec:** See page 43 for Specifications.




See Page  
53



**Random with 12x12**  
80% Combo Stone & 20% 12x12



**Random**  
100% Combo Stone



**Random Runner**  
100% Combo Stone



*Holland I in Light Grey and Pewter FM.*

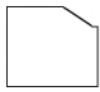
# Holland I

## SPECS

<b>Sizes (Nominal)</b>	3 7/8 x 7 7/8 100 mm x 200 mm		
<b>Thickness</b>	6 cm	8 cm	10 cm
<b>Stones Per Sq. Ft.</b>	4.6	4.6	4.6
<b>Stones Per Pallet</b>	540	432	324
<b>Sq. Ft. Per Pallet</b>	117	94	71
<b>Weight Per Piece</b>	5.5	7.4	8.9
<b>Weight Per Pallet</b>	3,020	3,246	2,940



## CHAMFERS



Standard Chamfer  
6 cm & 8 cm



No Chamfer  
6 cm & 8 cm



Micro Chamfer  
8 cm & 10 cm

## FINISH OPTIONS




Standard



Grind



Shot Blast



Grind & Shot Blast



Tumbled



Grind & Tumbled

## APPLICATIONS

### 6 cm

Pedestrian, light vehicular traffic, residential driveways, walkways, patios, courtyards, pool decks, outdoor kitchens and outdoor living spaces.

### 8 cm & 10 cm

Heavy Vehicular Traffic

## NOTES

Slight chipping on the edges of Non-Chamfered Paving Units is inherent and is not considered a manufacturing defect.


Special installation required. Please call for details.

Installation specs, details and patterns (PDF, PAT & DWG), are available online at [www.ackerstone.com](http://www.ackerstone.com)


Call for Machine Lay Pattern info.

## BORDER OPTIONS


### Holland I




**Basket Weave**  
100% Recs



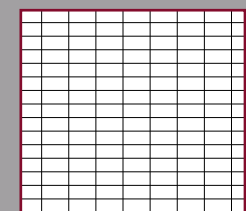
**Herringbone**  
100% Recs



**Modified Herringbone**  
67% Holland I & 33% Holland II



**Running Bond**  
100% Recs



**Stacked Bond**  
100% Recs

See Page 33



*Holland II in Desert Blend™ with a Heavy Shot Blast Finish.*



# Holland II



## SPECS

<b>Sizes (Nominal)</b>	3 <sup>7</sup> / <sub>8</sub> x 3 <sup>7</sup> / <sub>8</sub>	
	100 mm x 100 mm	
<b>Thickness</b>	6 cm	8 cm
<b>Stones Per Sq. Ft.</b>	9.2	9.2
<b>Stones Per Pallet</b>	990	792
<b>Sq. Ft. Per Pallet</b>	108	86
<b>Weight Per Piece</b>	2.7	3.5
<b>Weight Per Pallet</b>	2,766	2,846

## CHAMFER



Micro Chamfer

## APPLICATIONS

Pedestrian, heavy vehicular traffic, residential driveways, walkways, patios, courtyards, pool decks, outdoor kitchens and outdoor living spaces.

## NOTES

Slight chipping on the edges of Non-Chamfered Paving Units is inherent and is not considered a manufacturing defect. Special installation required. Please call for details. Installation specs, details and patterns (PDF, PAT & DWG), are available online at [www.ackerstone.com](http://www.ackerstone.com)

## BORDER OPTIONS

**Holland I:** See page 31 for Specifications.

## FINISH OPTIONS



Standard




Shot Blast




Tumbled




See Page 31



**Modified Herringbone**  
67% Holland I & 33% Holland II



**Running Bond**  
100% Sqs



**Stacked Bond**  
100% Sqs



*Paseo in Antique Pewter FM.*

Paseo



## SPECS

<b>Sizes (Nominal)</b>	6 x 6 - 6 x 9 - 9 x 9 - 9 x 12 150 mm x 150 mm - 150 mm x 225 mm 225 mm x 225 mm - 225 mm x 300 mm
<b>Thickness</b>	6 cm
<b>Stones Per Pallet</b>	300
<b>Sq. Ft. Per Pallet</b>	109
<b>Weight Per Pallet</b>	3,180

## CHAMFER



Standard Chamfer

## FINISH OPTIONS



Standard



Shot Blast



Grind & Shot Blast

## APPLICATIONS


Pedestrian, residential driveways, walkways, patios, courtyards, pool decks, outdoor kitchens and outdoor living spaces.

## NOTES


Installation specs, details and patterns (PDF, PAT & DWG), are available online at [www.ackerstone.com](http://www.ackerstone.com)

## BORDER OPTIONS

**Paseo 6 x 9:** See page 69 for Specifications.



Random  
100% Paseo



See Page  
37

Random  
60% Paseo & 40% Paseo Grande



*Paseo Grande in Antique Pewter FM.*

# Paseo Grande



## SPECS

<b>Sizes (Nominal)</b>	6 x 12 - 12 x 12 - 12 x 18 150 mm x 300 mm - 300 mm x 300 mm - 300 mm x 450 mm
<b>Thickness</b>	6 cm
<b>Stones Per Pallet</b>	144
<b>Sq. Ft. Per Pallet</b>	116
<b>Weight Per Pallet</b>	3,320

## CHAMFER



Standard Chamfer

## APPLICATIONS

Pedestrian, walkways, patios, courtyards, pool decks, outdoor kitchens and outdoor living spaces.

## NOTES

Installation specs, details and patterns (PDF, PAT & DWG), are available online at [www.ackerstone.com](http://www.ackerstone.com)

## BORDER OPTIONS

**Paseo 6 x 9:** See page 69 for Specifications.

## FINISH OPTIONS



Standard



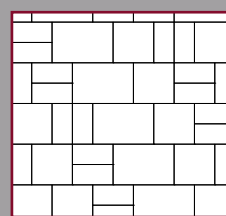
Grind



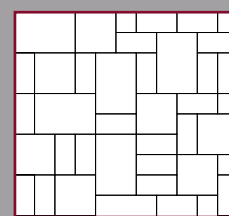
Shot Blast




Grind & Shot Blast



**Custom Linear Running Bond**  
100% Paseo Grande



**Random**  
100% Paseo Grande



**Random**  
60% Paseo & 40% Paseo Grande

See Page 35



*Paseo 6 x 9 in Gila River TM.*

# Paseo

6 X 9



## SPECS

<b>Sizes (Nominal)</b>	6 x 9 150 mm x 225 mm
<b>Thickness</b>	6 cm
<b>Stones Per Sq. Ft.</b>	2.7
<b>Stones Per Pallet</b>	300
<b>Sq. Ft. Per Pallet</b>	109
<b>Weight Per Piece</b>	9.7
<b>Weight Per Pallet</b>	2,973

## CHAMFER



Micro Chamfer

## APPLICATIONS

Pedestrian, residential driveways, walkways, patios, courtyards, pool decks, outdoor kitchens and outdoor living spaces.

## NOTES

Installation specs, details and patterns (PDF, PAT & DWG), are available online at [www.ackerstone.com](http://www.ackerstone.com)

## FINISH OPTIONS



Standard




Grind




Shot Blast



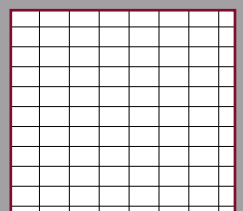
Grind & Shot Blast



**Herringbone**  
100% Recs



**Running Bond**  
100% Recs



**Stacked Bond**  
100% Recs



*Siena 4 pc. in Catina Blend TM with a Tumbled Finish.*



# Sienna 4 PC

## SPECS

<b>Sizes (Nominal)</b>	6 1/4 x 6 1/4 - 6 1/4 x 9 3/8 - 9 3/8 x 9 3/8 - 9 3/8 x 12 1/2 160 mm x 160 mm - 160 mm x 240 mm - 240 mm x 240 mm - 240 mm x 320 mm
<b>Thickness</b>	7 cm
<b>Stones Per Pallet</b>	220
<b>Sq. Ft. Per Pallet</b>	Small Sq. 60, Small Rec. 90, Large Sq. 40, Large Rec. 30
<b>Weight Per Pallet</b>	3,180



## CHAMFER



Embossed Top - No Chamfer

## APPLICATIONS

Pedestrian, residential driveways, walkways, patios, courtyards, pool decks, outdoor kitchens and outdoor living spaces.

## NOTES

Tumbled product piece count may vary.  
Slight chipping on the edges of Non-Chamfered Paving Units is inherent and is not considered a manufacturing defect.  
Special installation required. Please call for details.  
Installation specs, details and patterns (PDF, PAT & DWG), are available online at [www.ackerstone.com](http://www.ackerstone.com)

## BORDER OPTIONS

**Sienna Small Rec:** See page 43 for Specifications.

## FINISH OPTIONS



Standard



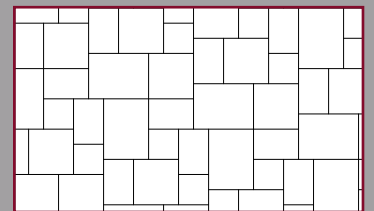
Shot Blast



Tumbled



Sienna Embossed Tumbled in Catina Blend TM



Random  
100% Sienna Embossed 4 pc.



*Siena in Desert Blend TM.*

# Siena

## SMALL SQ & REC, LARGE SQ & REC

### SPECS

	SM. SQ.	SM. REC.	LG. SQ.	LG. REC.
<b>Sizes (Nominal)</b>	6 1/4 x 6 1/4	6 1/4 x 9 3/8	9 3/8 x 9 3/8	9 3/8 x 12 1/2
	160 mm x 160 mm	160 mm x 240 mm	240 mm x 240 mm	240 mm x 320 mm
<b>Thickness</b>	7 cm	7 cm	7 cm	7 cm
<b>Stones Per Sq. Ft.</b>	3.6	2.4	1.6	1.2
<b>Stones Per Pallet</b>	420	300	200	160
<b>Sq. Ft. Per Pallet</b>	118	127	125	134
<b>Weight Per Piece</b>	8.8	12.7	18.7	25.5
<b>Weight Per Pallet</b>	3,766	3,860	3,786	4,126



### CHAMFER



Embossed Top - No Chamfer

### APPLICATIONS

**Sm. Sq. & Sm Rec.** Heavy Vehicular

**All Sizes:** Pedestrian, light vehicular traffic, residential driveways, walkways, patios, courtyards, pool decks, outdoor kitchens and outdoor living spaces.

### NOTES

Slight chipping on the edges of Non-Chamfered Paving Units is inherent and is not considered a manufacturing defect.


Special installation required. Please call for details.

Installation specs, details and patterns (PDF, PAT & DWG), are available online at [www.ackerstone.com](http://www.ackerstone.com)

### FINISH OPTIONS



Standard




Shot Blast



Tumbled


### BORDER OPTIONS

**Siena Small Rec.**




**Custom #1**

53% 9x12, 20% 9x9 & 27% 6x9



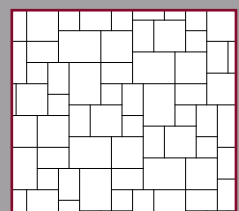
**Custom #2**

57% 9x12 & 43% 9x9



**Custom #3**

31% 9x9, 41% 6x9 & 28% 6x6



**Custom #4**

35% 9x12, 27% 9x9, 26% 6x9 & 12% 6x6



*Street Stone I & Street Stone II & 12 x 12 in Antique Pewter TM.*

# Street Stone

I & II



## SPECS

	Street Stone I	Street Stone II
<b>Sizes (Nominal)</b>	5 7/8 x 8 7/8	2 7/8 x 5 7/8 - 5 7/8 x 5 7/8
	150 mm x 225 mm	75 mm x 150 mm - 150 mm x 150 mm
<b>Thickness</b>	6 cm	6 cm
<b>Stones Per Sq. Ft.</b>	2.7	N/A
<b>Stones Per Pallet</b>	300	560
<b>Sq. Ft. Per Pallet</b>	109	107
<b>Weight Per Piece</b>	9.7	N/A
<b>Weight Per Pallet</b>	2,973	2,760

## CHAMFER



Micro Chamfer

## APPLICATIONS

Pedestrian, residential driveways, walkways, patios, courtyards, pool decks, outdoor kitchens and outdoor living spaces.

## NOTES

Installation specs, details and patterns (PDF, PAT & DWG), are available online at [www.ackerstone.com](http://www.ackerstone.com)

## FINISH OPTIONS



Standard



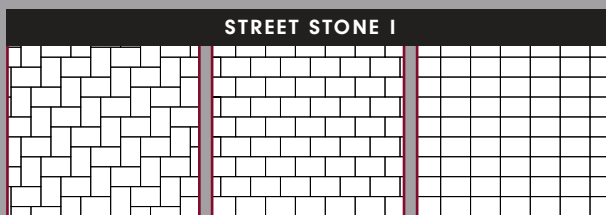
Grind



Shot Blast



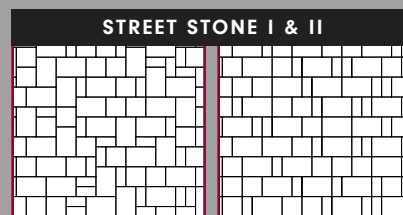
Grind & Shot Blast



**Herringbone**  
100% Recs

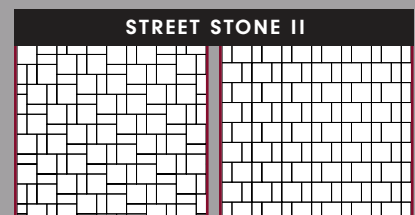
**Running Bond**  
100% Recs

**Stacked Bond**  
100% Recs



**Random Ashlar**  
Street Stone I & II Varied %

**Random Running Bond**  
Varied %



**Combo Herringbone**  
100% Street Stone II

**Stacked Bond**  
100% Street Stone II



6 x 6 in Desert Blend™ with a Heavy Shot Blast Finish.

6x6



### SPECS

<b>Sizes (Nominal)</b>	5 7/8 x 5 7/8	
	150 mm x 150 mm	
<b>Thickness</b>	6 cm	8 cm
<b>Stones Per Sq. Ft.</b>	4	4
<b>Stones Per Pallet</b>	480	384
<b>Sq. Ft. Per Pallet</b>	117	93
<b>Weight Per Piece</b>	6.4	8.4
<b>Weight Per Pallet</b>	3,106	3,273

### CHAMFERS



Micro Chamfer



No Chamfer

### APPLICATIONS

**6 cm**

Pedestrian, light vehicular traffic, residential driveways, walkways, patios, courtyards, pool decks, outdoor kitchens and outdoor living spaces.

**8 cm**

Heavy Vehicular

### NOTES

Slight chipping on the edges of Non-Chamfered Paving Units is inherent and is not considered a manufacturing defect.

Special installation required. Please call for details.

Installation specs, details and patterns (PDF, PAT & DWG), are available online at [www.ackerstone.com](http://www.ackerstone.com)

### BORDER OPTIONS

**6 x 6**

**6 x 12:** See page 51 for Specifications.


### FINISH OPTIONS



Standard



Grind




Shot Blast




Grind & Shot Blast




See Pages 51 & 53



**Random Ashlar**  
20% 6x6, 40% 6x12, & 40% 12x12



**Running Bond**  
100% Sq



**Stacked Bond**  
100% Sq



6 x 9 M/C in Gila River TM.



6x9

SPECS

<b>Sizes (Nominal)</b>	5 7/8 x 8 7/8	
	150 mm x 225 mm	
<b>Thickness</b>	6 cm	8 cm
<b>Stones Per Sq. Ft.</b>	2.7	2.7
<b>Stones Per Pallet</b>	300	240
<b>Sq. Ft. Per Pallet</b>	109	88
<b>Weight Per Piece</b>	9.7	12.4
<b>Weight Per Pallet</b>	2,973	3,032



CHAMFERS



Micro Chamfer



No Chamfer

APPLICATIONS

**6 cm** Pedestrian, light vehicular traffic, residential driveways, walkways, patios, courtyards, pool decks, outdoor kitchens, and outdoor living spaces

**8 cm** Heavy Vehicular

NOTES

Slight chipping on the edges of Non-Chamfered Paving Units is inherent and is not considered a manufacturing defect. Special installation required. Please call for details. Installation specs, details and patterns (PDF, PAT & DWG), are available online at [www.ackerstone.com](http://www.ackerstone.com)

FINISH OPTIONS




Standard



Grind



Shot Blast



Grind & Shot Blast



Tumbled




Grind & Tumbled


BORDER OPTIONS

6 x 9

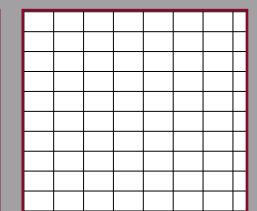
12 x 12: See page 53 for Specifications.



Herringbone  
100% Recs



Running Bond  
100% Recs



Stacked Bond  
100% Recs



6 x 12 in Charcoal FM, Dark Brown FM & Palomino FM. All with a Grind Finish.

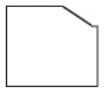
6 x 12

SPECS

<b>Sizes (Nominal)</b>	5 7/8 x 11 3/4 150 mm x 300 mm		
<b>Thickness</b>	6 cm	8 cm	10 cm
<b>Stones Per Sq. Ft.</b>	2	2	2
<b>Stones Per Pallet</b>	240	192	144
<b>Sq. Ft. Per Pallet</b>	117	93	70
<b>Weight Per Piece</b>	13.2	17.3	21.8
<b>Weight Per Pallet</b>	3,213	3,366	3,189



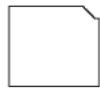
CHAMFERS



Standard Chamfer  
6 cm



No Chamfer  
6 cm & 8 cm



Micro Chamfer  
8 cm & 10 cm

FINISH OPTIONS



Standard



Shot Blast



Grind & Shot Blast

APPLICATIONS

**6 cm**

Pedestrian, residential driveways, walkways, patios, courtyards, pool decks, outdoor kitchens and outdoor living spaces.

**8 cm**

Vehicular Traffic

**10 cm**

Heavy Vehicular Traffic

NOTES


Slight chipping on the edges of Non-Chamfered Paving Units is inherent and is not considered a manufacturing defect.

Special installation required. Please call for details.


Installation specs, details and patterns (PDF, PAT & DWG), are available online at [www.ackerstone.com](http://www.ackerstone.com)

BORDER OPTIONS


6 x 12



**Basket Weave**  
100% Recs




**Herringbone**  
100% Recs

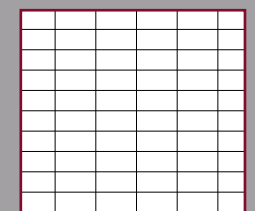


See Pages  
47 & 53

**Random Ashlar**  
20% 6x6 - 40% 6x12 - 40% 12x12



**Running Bond**  
100% Recs



**Stacked Bond**  
100% Recs



12 x 12 in Desert Blend™ with a Heavy Shot Blast Finish.

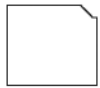
12 x 12



SPECS

<b>Sizes (Nominal)</b>	11 3/4 x 11 3/4 300 mm x 300 mm			
<b>Thickness</b>	4 cm	6 cm	8 cm	10 cm
<b>Stones Per Sq. Ft.</b>	1	1	1	1
<b>Stones Per Pallet</b>	192	120	96	72
<b>Sq. Ft. Per Pallet</b>	186	117	93	70
<b>Weight Per Piece</b>	17.1	25.3	34.2	45.6
<b>Weight Per Pallet</b>	3,340	3,080	3,333	3,189

CHAMFERS



Micro Chamfer  
6 cm, 8 cm & 10 cm



No Chamfer  
4 cm, 6 cm & 8 cm



No Chamfer - Embossed Top  
8 cm

APPLICATIONS

- 4 cm** Pedestrian, walkways, patios, courtyards, pool decks, outdoor kitchens, and outdoor living spaces.
- 6 cm** Pedestrian, walkways, patios, courtyards, pool decks, outdoor kitchens, and outdoor living spaces.
- 8 cm** Light Vehicular Traffic
- 10 cm** Heavy Vehicular

FINISH OPTIONS




Standard



Grind



Shot Blast



Grind & Shot Blast



Tumbled




Grind & Tumbled

NOTES


Slight chipping on the edges of Non-Chamfered Paving Units is inherent and is not considered a manufacturing defect.  
Special installation required. Please call for details.  
Combine with Combo 5 pc for Mega Combo  
Installation specs, details and patterns (PDF, PAT & DWG), are available online at [www.ackerstone.com](http://www.ackerstone.com)

BORDER OPTIONS

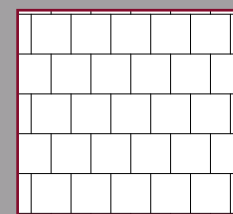
6 x 12: See page 51 for Specifications.




**Random with 12x12**  
80% Combo Stone and 20% 12 x 12



**Random Ashlar**  
20% 6x6, 40% 6x12 & 40% 12x12



**Running Bond**  
100% Sqs



**Stacked Bond**  
100% Sqs



# CIRCLES, BORDERS



## *and More*

Circles can often be the difference between pleasing and wow. They can dramatically enhance the visual appeal of any paver installation.

With a diameter of approximately ten feet, these classic circles can be the ideal focal point for any driveway, patio or courtyard.

Borders serve multiple purposes. Visually, it is the finishing touch that ties everything together, while helping to lock-in or stabilize the entire installation. Borders can be installed in a sailor course.





*Antique Kobble Circle Kit & Holland I in Desert Blend TM.*



# Antique Kobble

## CIRCLE KIT

### SPECS

<b>Diameter (Nominal)</b>	9' 8"
<b>Thickness</b>	6 cm
<b>Stones Per Pallet</b>	280
<b>Sq. Ft. Per Pallet</b>	90
<b>Weight Per Pallet</b>	2,455

### CHAMFER



Pillow Top


### APPLICATIONS

Pedestrian, residential driveways, walkways, patios, courtyards, pool decks, outdoor kitchens and outdoor living spaces.

### NOTES

Circle Kit makes a 75 Sq. Ft. circle per pallet.  
 Use Antique Kobble Recs. or Sqs. to create a larger circle.  
 Installation specs, details and patterns (PDF, PAT & DWG), are available online at [www.ackerstone.com](http://www.ackerstone.com)

- A: 10
- B: 10
- C: 20
- D: 150
- E: 90



### FINISH OPTIONS



Standard



Grind



Shot Blast



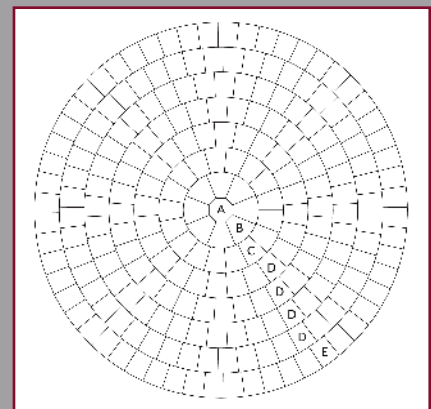
Grind & Shot Blast



Tumbled



Grind & Tumbled



Circle Kit



*Antique Kobble Recs in Navajo Red TM.*

# Antique Kobble

REC



## SPECS

<b>Sizes (Nominal)</b>	5 1/2 x 8 1/4	
	140 mm x 210 mm	
<b>Thickness</b>	6 cm	8 cm
<b>Stones Per Sq. Ft.</b>	3.1	3.1
<b>Stones Per Pallet</b>	350	280
<b>Sq. Ft. Per Pallet</b>	112	90
<b>Weight Per Piece</b>	8.1	11
<b>Weight Per Pallet</b>	2,873	3,140

## CHAMFER



Pillow Top

## APPLICATIONS

Pedestrian, residential driveways, walkways, patios, courtyards, pool decks, outdoor kitchens, and outdoor living spaces

## NOTES

Installation specs, details and patterns (PDF, PAT & DWG), are available online at [www.ackerstone.com](http://www.ackerstone.com)

Pillow Top not available Tumbled Finish.

## FINISH OPTIONS



Standard




Grind




Grind & Shot Blast




Shot Blast



**Herringbone**  
100% Recs



**Running Bond**  
100% Recs



**Stacked Bond**  
100% Recs



*Aviano Grande in Sandalwood FM & Malibu Canyon FM with an Aviano 6 x 9 Border in Mocha Brown FM*

# Aviano

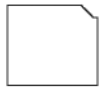
6 X 9



## SPECS

<b>Sizes (Nominal)</b>	6 x 9 150 mm x 225 mm
<b>Thickness</b>	6 cm
<b>Stones Per Sq. Ft.</b>	2.7
<b>Stones Per Pallet</b>	300
<b>Sq. Ft. Per Pallet</b>	109
<b>Weight Per Piece</b>	9.7
<b>Weight Per Pallet</b>	2,973

## CHAMFER



Slate Top - Micro Chamfer

## APPLICATIONS

Pedestrian, residential driveways, walkways, patios, courtyards, pool decks, outdoor kitchens and outdoor living spaces.

## NOTES

Installation specs, details and patterns (PDF, PAT & DWG), are available online at [www.ackerstone.com](http://www.ackerstone.com)


## FINISH OPTIONS




Standard



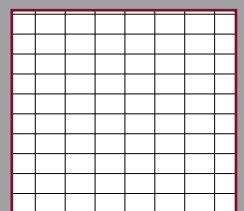
Shot Blast



**Herringbone**  
100% Recs



**Running Bond**  
100% Recs



**Stacked Bond**  
100% Recs



*Bullnose in Mocha Brown TM with a Tumbled Finish.*

# Bullnose



## SPECS

<b>Sizes (Nominal)</b>	3 1/8 x 12 & 2 3/8 80 mm x 300 mm x 60 mm
<b>Thickness</b>	6 cm
<b>Stones Per Sq. Ft.</b>	3.7
<b>Stones Per Pallet</b>	352
<b>Sq. Ft. Per Pallet</b>	95
<b>Weight Per Piece</b>	6.8
<b>Weight Per Pallet</b>	2,409

## FINISH OPTIONS



Standard



Shot Blast



Tumbled

## APPLICATIONS

Bullnose represent the finishing touch for applications such as stair threads, pools coping and masonry wall caps.



Bullnose in Buff TM



*Combo Stone and Combo Stone Border in Santa Barbara Sandstone™ with a Tumbled Finish.*



# Combo Stone

## BORDER



### SPECS

<b>Sizes (Nominal)</b>	5 7/8 x 8 7/8	
	150 mm x 225 mm	
<b>Thickness</b>	6 cm	8 cm
<b>Stones Per Sq. Ft.</b>	2.7	2.7
<b>Stones Per Pallet</b>	300	240
<b>Sq. Ft. Per Pallet</b>	109	90
<b>Weight Per Piece</b>	9.7	12.4
<b>Weight Per Pallet</b>	2,973	3,032

### CHAMFER



No Chamfer - Embossed Top

### APPLICATIONS

**6 cm**

Pedestrian, light vehicular traffic, residential driveways, walkways, patios, courtyards, pool decks, outdoor kitchens and outdoor living spaces.

**8 cm**

Heavy Vehicular Traffic

### NOTES

Slight chipping on the edges of Non-Chamfered Paving Units is inherent and is not considered a manufacturing defect.

Special installation required. Please call for details.

Installation specs, details and patterns (PDF, PAT & DWG), are available online at [www.ackerstone.com](http://www.ackerstone.com)

### FINISH OPTIONS




Standard



Grind



Shot Blast



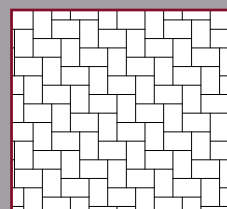
Grind & Shot Blast




Grind & Tumbled



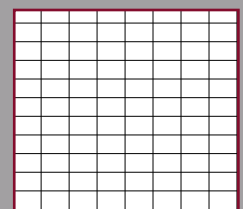
Tumbled



**Herringbone**  
100% Recs.



**Running Bond**  
100% Recs.



**Stacked Bond**  
100% Recs.



*24 x 24 Palazzo Bullnose and 12 x 24 Palazzo in Champagne FM with a Contempo Finish.*

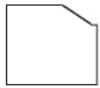
## 12 X 12, 12 X 24, 24 X 24 BULLNOSE

### SPECS

	12 x 12	12 x 24	24 x 24
<b>Sizes (Nominal)</b>	11 3/4 x 11 3/4	11 3/4 x 23 1/2	23 1/2 x 23 1/2
	297 mm x 297 mm	297 mm x 597 mm	597 mm x 597 mm
<b>Thickness</b>	5 cm	5 cm	5 cm
<b>Stones Per Sq. Ft.</b>	1	0.5	0.25
<b>Stones Per Pallet</b>	120	60	20
<b>Sq. Ft. Per Pallet</b>	120	120	80
<b>Weight Per Piece</b>	22	44	88.2
<b>Weight Per Pallet</b>	2,690	2,690	1,813



### CHAMFER



Standard

### FINISH OPTIONS



Contempo Finish



Venetian Finish

### APPLICATIONS

Pool coping, steps, wall caps and counter tops.

All On-Grade installations require joint spacers.

### NOTES

Bullnose: Long side, short side, 2 sided and 4 sided for caps.

Palazzo patterns, installation specs & details are available online at [www.ackerstone.com](http://www.ackerstone.com)



12 x 12 Palazzo Bullnose in Champagne with a Contempo Finish.



*Paseo in Sandalwood FM & Paseo 6 x 9 in Mocha Brown FM.*

# Paseo

6 X 9



## SPECS

<b>Sizes (Nominal)</b>	6 x 9
	150 mm x 225 mm
<b>Thickness</b>	6 cm
<b>Stones Per Sq. Ft.</b>	2.7
<b>Stones Per Pallet</b>	300
<b>Sq. Ft. Per Pallet</b>	109
<b>Weight Per Piece</b>	9.7
<b>Weight Per Pallet</b>	2,973

## CHAMFER



Micro Chamfer

## APPLICATIONS

Pedestrian, residential driveways, walkways, patios, courtyards, pool decks, outdoor kitchens and outdoor living spaces.

## NOTES

Installation specs, details and patterns (PDF, PAT & DWG), are available online at [www.ackerstone.com](http://www.ackerstone.com)

## FINISH OPTIONS



Standard




Grind




Shot Blast



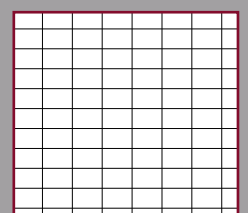
Grind & Shot Blast



**Herringbone**  
100% Recs



**Running Bond**  
100% Recs



**Stacked Bond**  
100% Recs





# LINEAR *Paving Stones*

Elongate your outdoor space with elegance and style.  
Add a contemporary and distinctive plank-like look  
with Acker-Stone's Linear Collection.





4 x 12 M/C in Mesa Beige FM with Large Slag, with a Medium Shot Blast Finish.



4 x 12



## SPECS

<b>Sizes (Nominal)</b>	3 7/8 x 11 3/4	
	100 mm x 300 mm	
<b>Thickness</b>	8 cm	10 cm
<b>Stones Per Sq. Ft.</b>	3.1	3.1
<b>Stones Per Pallet</b>	288	216
<b>Sq. Ft. Per Pallet</b>	93	70
<b>Weight Per Piece</b>	11.6	14.5
<b>Weight Per Pallet</b>	3,398	3,189

## CHAMFERS



No Chamfer



Micro Chamfer

## APPLICATIONS

### 8 cm

Pedestrian, light vehicular traffic, residential driveways, walkways, patios, courtyards, pool decks, outdoor kitchens and outdoor living spaces.

### 10 cm

Heavy Vehicular

## NOTES

Slight chipping on the edges of Non-Chamfered Paving Units is inherent and is not considered a manufacturing defect.

Special installation required. Please call for details.

Installation specs, details and patterns (PDF, PAT & DWG), are available online at [www.ackerstone.com](http://www.ackerstone.com)

## BORDER OPTIONS

### 4 x 12

**Holland I:** See page 31 for Specifications.

## FINISH OPTIONS



Standard




Grind




Shot Blast



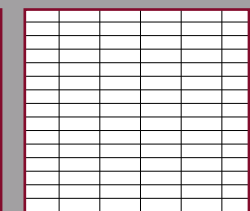
Grind & Shot Blast



**Herringbone**  
100% Recs



**Running Bond**  
100% Recs



**Stacked Bond**  
100% Recs



4 x 16 N/C in Buff FM & Charcoal FM.

4 x 16



## SPECS

<b>Sizes (Nominal)</b>	3 7/8 x 15 7/8
	100 mm x 400 mm
<b>Thickness</b>	8 cm
<b>Stones Per Sq. Ft.</b>	2.2
<b>Stones Per Pallet</b>	216
<b>Sq. Ft. Per Pallet</b>	93
<b>Weight Per Piece</b>	15.7
<b>Weight Per Pallet</b>	3,400

## CHAMFERS



No Chamfer



Micro Chamfer

## APPLICATIONS

Pedestrian, walkways, patios, courtyards, pool decks, outdoor kitchens and outdoor living spaces.

## NOTES

Slight chipping on the edges of Non-Chamfered Paving Units is inherent and is not considered a manufacturing defect.  
 Special installation required. Please call for details.  
 Installation specs, details and patterns (PDF, PAT & DWG), are available online at [www.ackerstone.com](http://www.ackerstone.com)

## FINISH OPTIONS



Standard



Grind



Shot Blast

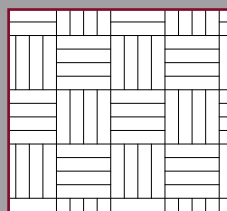


Grind & Shot Blast

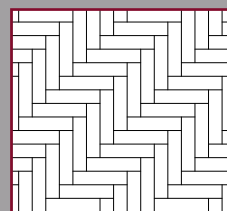
## BORDER OPTIONS

**4 x 12:** See page 73 for Specifications.


**Holland I:** See page 31 for Specifications.



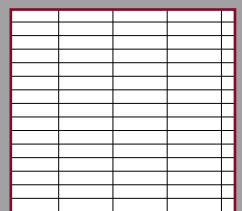
**Basket Weave**  
100% Recs



**Herringbone**  
100% Recs



**Running Bond**  
100% Recs



**Stacked Bond**  
100% Recs



4 x 20 N/C in Charcoal FM, Pewter FM and Orange FM.

4 x 20



### SPECS

<b>Sizes (Nominal)</b>	3 7/8 x 19 5/8 100 mm x 500 mm
<b>Thickness</b>	8 cm
<b>Stones Per Sq. Ft.</b>	1.8
<b>Stones Per Pallet</b>	144
<b>Sq. Ft. Per Pallet</b>	80
<b>Weight Per Piece</b>	19.6
<b>Weight Per Pallet</b>	2,866

### CHAMFERS



No Chamfer

### APPLICATIONS

Pedestrian, walkways, patios, courtyards, pool decks, outdoor kitchens and outdoor living spaces.

### NOTES

Slight chipping on the edges of Non-Chamfered Paving Units is inherent and is not considered a manufacturing defect.  
Special installation required. Please call for details.  
Installation specs, details and patterns (PDF, PAT & DWG), are available online at [www.ackerstone.com](http://www.ackerstone.com)

### FINISH OPTIONS



Standard



Grind



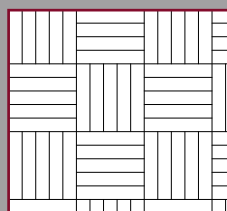
Shot Blast



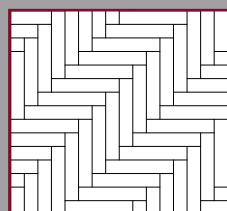
Grind & Shot Blast

### BORDER OPTIONS


**4 x 12:** See page 73 for Specifications.  
**Holland I:** See page 31 for Specifications.



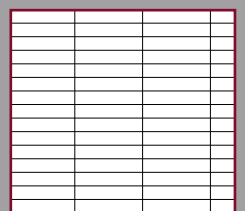
**Basket Weave**  
100% Recs



**Herringbone**  
100% Recs



**Running Bond**  
100% Recs



**Stacked Bond**  
100% Recs



4 x 24 N/C in Graphite FM, Light Grey FM & Oyster White FM.

4 x 24



## SPECS

<b>Sizes (Nominal)</b>	3 7/8 x 23 1/2 100 mm x 600 mm
<b>Thickness</b>	8 cm
<b>Stones Per Sq. Ft.</b>	1.5
<b>Stones Per Pallet</b>	128
<b>Sq. Ft. Per Pallet</b>	83
<b>Weight Per Piece</b>	23.6
<b>Weight Per Pallet</b>	3,026

## CHAMFERS



No Chamfer



Micro Chamfer

## APPLICATIONS

Pedestrian, walkways, patios, courtyards, pool decks, outdoor kitchens and outdoor living spaces.

## NOTES

Slight chipping on the edges of Non-Chamfered Paving Units is inherent and is not considered a manufacturing defect.  
Special installation required. Please call for details.  
Installation specs, details and patterns (PDF, PAT & DWG), are available online at [www.ackerstone.com](http://www.ackerstone.com)

## FINISH OPTIONS



Standard



Grind



Shot Blast

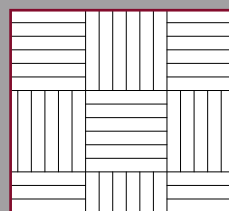


Grind & Shot Blast

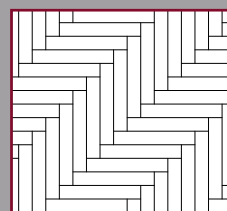
## BORDER OPTIONS

**4 x 12:** See page 73 for Specifications.


**Holland I:** See page 31 for Specifications.



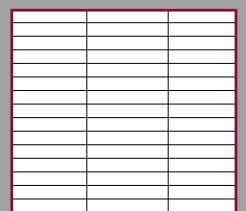
**Basket Weave**  
100% Recs



**Herringbone**  
100% Recs



**Running Bond**  
100% Recs



**Stacked Bond**  
100% Recs







# PERMEABLE *Pavers*

Today, it's all about environmental consciousness, and permeable pavers represent the best management practice for controlling stormwater runoff. They create a permeable surface that allows water to infiltrate the ground naturally, filtering pollutants while replenishing ground water reserves.





*Aqua-Via ML in Catina Blend TM.*

# Aqua-Via ML



## SPECS

<b>Sizes (Nominal)</b>	4 <sup>3</sup> / <sub>8</sub> x 4 <sup>3</sup> / <sub>8</sub> - 4 <sup>3</sup> / <sub>8</sub> x 8 <sup>3</sup> / <sub>4</sub> 112 mm x 112 mm - 112 mm x 224 mm
<b>Thickness</b>	8 cm
<b>Stones Per Pallet</b>	344
<b>Sq. Ft. Per Pallet</b>	85
<b>Weight Per Pallet</b>	2,846

## CHAMFER



Micro Chamfer

\*Void areas have No Chamfer

## APPLICATIONS

Pedestrian or light vehicular traffic, residential driveways, walkways, patios, courtyards, pool decks, outdoor kitchens and outdoor living spaces. Heavy Vehicular Traffic.

## NOTES

Installation specs, details and patterns (PDF, PAT & DWG), are available online at [www.ackerstone.com](http://www.ackerstone.com)  
Call for Machine Lay Pattern Info.

## BORDER OPTIONS

**Aqua-Via Rec.**

**Aqua-Via II:** See page 117 for specifications.


## FINISH OPTIONS




Standard




Grind




Shot Blast



Grind & Shot Blast



**Machine Lay Herringbone**  
100% Aqua-Via ML



**Running Bond**  
100% Aqua-Via ML





*Turf Block in Pewter TM.*

# Turf Block



## SPECS

<b>Sizes (Nominal)</b>	15 1/2 x 23 1/2 400 mm x 600 mm
<b>Thickness</b>	8 cm
<b>Stones Per Sq. Ft.</b>	0.4
<b>Half Stones Per Pallet</b>	40
<b>Full Stones Per Sq. Ft.</b>	104
<b>Sq. Ft. Per Pallet</b>	57.5
<b>Weight Per Pallet</b>	2,269

## CHAMFER



No Chamfer

## APPLICATIONS

Light Vehicular and Heavy Vehicular.

## NOTES

Installation specs, details and patterns (PDF, PAT & DWG), are available online at [www.ackerstone.com](http://www.ackerstone.com)


## FINISH OPTION




Standard



Turf Block in Pewter TM.



**Running Bond**  
100% Recs



**Stacked Bond**  
100% Recs





# GARDEN *Walls*

Synonymous with structural integrity and long-term durability, Acker-Stone's wall systems offer a myriad of design options.

Aesthetically, they are as visually appealing as they are environmentally friendly.





*Mini Creta & Aged Cap in Desert Blend TM.*



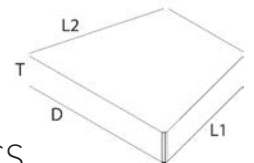
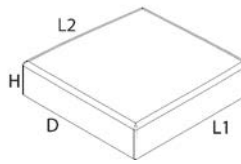
# Mini Creta & AGED CAP



## MINI CRETA SPECS

Shape	A	B	B*
Height	5 7/8 (150 mm)	5 7/8 (150 mm)	5 7/8 (150 mm)
Depth	9 13/16 (250 mm)	9 13/16 (250 mm)	9 13/16 (250 mm)
Length 1	9 1/16 (230 mm)	11 13/16 (300 mm)	11 13/16 (300 mm)
Length 2	7 1/16 (180 mm)	9 13/16 (250 mm)	11 13/16 (300 mm)
Units Per Pallet	20	15	5

Shape	C	D
Height	5 7/8 (150 mm)	5 7/8 (150 mm)
Depth	9 13/16 (250 mm)	9 13/16 (250 mm)
Length 1	14 3/4 (375 mm)	14 3/4 (375 mm)
Length 2	12 15/16 (325 mm)	13 3/4 (350 mm)
Units Per Pallet	10	10



## AGED CAP SPECS

Shape	A	B
Thickness	2 15/16 (75 mm)	2 15/16 (75 mm)
Depth	12 1/2 (317 mm)	12 1/2 (317 mm)
Length 1	8 7/8 (225 mm)	11 13/16 (300 mm)
Length 2	6 1/2 (165 mm)	9 7/16 (240 mm)
Units Per Pallet	24	24

Shape	C	C*
Thickness	2 15/16 (75 mm)	2 15/16 (75 mm)
Depth	12 1/2 (317 mm)	12 1/2 (317 mm)
Length 1	14 3/4 (375 mm)	14 3/4 (375 mm)
Length 2	12 3/8 (315 mm)	13 9/16 (345 mm)
Units Per Pallet	8	16

Specifications	Per Pallet
Thickness	6 inches
Stones Per Pallet	60
Sq. Face Feet Per Pallet	30
Weight Per Piece	Varies
Weight Per Pallet	3,100
Minimum Radius	7 ft.

Specifications	Per Pallet	Per Half Pallet
Thickness	3 inches	3 inches
Stones Per Pallet	72	36
Weight Per Piece	Varies	Varies
Linear Ft. Per Pallet	66	33
Weight Per Pallet	2,300	1,175

## FINISH OPTION



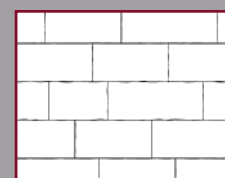
Standard

## APPLICATIONS

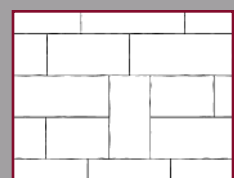
Engineered for commercial and residential use.  
Double and single walls, steps, planters, pillars and fireplaces.

## NOTES

- 2 Sided, Split Face
- Mini Creta B\* = Unit can be used as a regular or vertical unit
- Mini Creta D = 5 right corners & 5 left corners
- Aged Cap C\* = Unit can be used as left and right corner units and can also be used as a regular unit.
- Acker-Stone always recommends gluing the caps with concrete adhesive to ensure stability and safety.
- Installation specs, details and patterns (PDF, PAT & DWG), are available online at [www.ackerstone.com](http://www.ackerstone.com)



Linear Pattern



Vertical Units



*Tuscan Block in Catina Blend with a Tumbled Finish.*

# Tuscan Block



## SPECS

<b>Sizes (Nominal)</b>	4 x 8 x 12 100 mm x 200 mm 300 mm
<b>Thickness</b>	4 inches
<b>Stones Per Pallet</b>	128
<b>Weight Per Piece</b>	29.7
<b>Sq. Face Feet Per Pallet</b>	43
<b>Weight Per Pallet</b>	3,861

## FINISH OPTIONS



Standard



Tumbled

## APPLICATIONS

Residential wall, under 3 feet high. Non-engineered.

## NOTES

2 Sided

Installation specs, details and patterns (PDF, PAT & DWG), are available online at [www.ackerstone.com](http://www.ackerstone.com)



Tuscan Block in Catina Blend with a Tumbled Finish.





ADA  
*Collection*

Handicapped Parking Kits are used to clearly identify handicapped parking spaces. Given their long-term durability, these kits represent a very cost-effective solution.

When it comes to walkways, the slightest change in elevation can present a challenge for anyone with disabilities. Palazzo 12 x 12 Truncated Domes represent a proven solution that is in full compliance with American Disabilities Act Accessibility Guidelines (ADAAG).



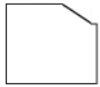
Handicapped Parking Kit - Holland I in Pale Blue FM & White FM.

# Handicapped Parking Kit

## SPECS

<b>Sizes (Nominal)</b>	48" x 48" 1200 mm x 1200 mm
<b>Thickness</b>	8 cm
<b>Weight Per Pallet</b>	610

## CHAMFER



Standard Chamfer

## FINISH OPTION



Standard

## APPLICATION

Heavy Vehicular Traffic





Palazzo 12 x 12 Truncated Domes in Onyx FM.




# Palazzo 12x12

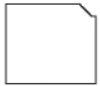
## TRUNCATED DOMES

### SPECS

<b>Sizes (Nominal)</b>	11 3/4 x 11 3/4 297 mm x 297 mm
<b>Thickness</b>	5 cm
<b>Stones Per Sq. Ft.</b>	1
<b>Stones Per Pallet</b>	120
<b>Sq. Ft. Per Pallet</b>	120
<b>Weight Per Piece</b>	22
<b>Weight Per Pallet</b>	2,690



### CHAMFER



Micro Chamfer

### FINISH OPTIONS



Espresso FM



Federal Yellow FM




Onyx FM



Espresso FM  
Shot Blast



Federal Yellow FM  
Shot Blast



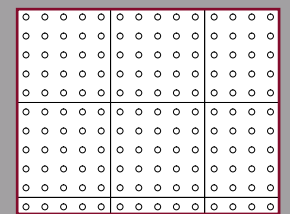
Onyx FM  
Shot Blast

### APPLICATION

Pedestrian Only

### NOTES

All On-Grade installations require joint spacers.  
Installation specs, details and patterns (PDF, PAT & DWG), are available  
online at [www.ackerstone.com](http://www.ackerstone.com)



**Stacked Bond**  
100% Sq.






# PALAZZO

## *Collection*

Acker-Stone's Palazzo Collection reflects a combination of modern elegance and durability.

The collection can provide extraordinary hardscape solutions for virtually any application from pedestal installations, green roofs, plaza decks, terraces and promenades to balconies, roof gardens and roof ballasts. With the exception of our rectangular 12 x 24, the Palazzo Collection consists of three different squares measuring 12 x 12, 24 x 24 and 18 x 18. Given available colors and finishes, design options and applications are virtually limitless.





*Palazzo 12 x 12 in Bentley White with a Venetian Finish.*

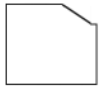
# Palazzo 12x12

## SPECS

<b>Sizes (Nominal)</b>	11 3/4 x 11 3/4 297 mm x 297 mm
<b>Thickness</b>	5 cm
<b>Stones Per Sq. Ft.</b>	1
<b>Stones Per Pallet</b>	120
<b>Sq. Ft. Per Pallet</b>	120
<b>Weight Per Piece</b>	22
<b>Weight Per Pallet</b>	2,690



## CHAMFERS



Standard Chamfer



Micro Chamfer



Slate Top Micro Chamfer

## APPLICATIONS

Roof Decks, walkways, patios, courtyards, pool decks, outdoor kitchens, outdoor living spaces and pedestal applications.

## NOTES

All on-grade installations require joint spacers. Installation specs, details and patterns (PDF, PAT & DWG), are available online at [www.ackerstone.com](http://www.ackerstone.com)  
See Page 112 for finish details.

## FINISH OPTIONS



Contempo Finish




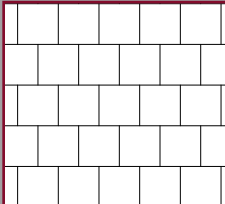



Monaco Finish



Venetian Finish



<p><b>See Pages 103 &amp; 107</b></p>  <p><b>3 Piece Ashlar</b> 20% 12x12 - 40% 12x24 - 40% 24x24</p>	<p><b>See Page 103</b></p>  <p><b>Combination Herringbone</b> 67% 12x12, 33% 12x24</p>	<p><b>See Page 103</b></p>  <p><b>Random Runner</b> 40% 12x12, 60% 12x24</p>	 <p><b>Running Bond</b> 100% Sqs</p>	 <p><b>Stacked Bond</b> 100% Sqs</p>
--	---	--	---	---



*Palazzo 12 x 24 in Bentley White FM with a Contempo Finish.*

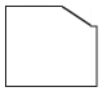
# Palazzo 12x24

## SPECS

<b>Sizes (Nominal)</b>	11 <sup>3</sup> / <sub>4</sub> x 23 <sup>1</sup> / <sub>2</sub> 297 mm x 597 mm
<b>Thickness</b>	5 cm
<b>Stones Per Sq. Ft.</b>	0.50
<b>Stones Per Pallet</b>	60
<b>Sq. Ft. Per Pallet</b>	120
<b>Weight Per Piece</b>	44
<b>Weight Per Pallet</b>	2,690



## CHAMFERS



Standard Chamfer



Micro Chamfer



Slate Top Micro Chamfer

## APPLICATIONS

Roof Decks, walkways, patios, courtyards, pool decks, outdoor kitchens, outdoor living spaces and pedestal applications.

## NOTES

All On-Grade installations require joint spacers. Installation specs, details and patterns (PDF, PAT & DWG), are available online at [www.ackerstone.com](http://www.ackerstone.com)  
See Page 112 for finish details.

## FINISH OPTIONS



Contempo Finish


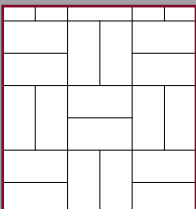

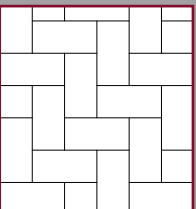


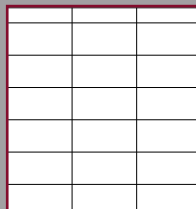


Monaco Finish



Venetian Finish



<p><b>See Pages 101 &amp; 107</b></p>  <p><b>3 Piece Ashlar</b> 20% 12x12, 40% 12x24 &amp; 40% 24x24</p>	 <p><b>Basket Weave</b> 100% Recs</p>	<p><b>See Page 101</b></p>  <p><b>Modified Herringbone</b> 33% 12x24 &amp; 67% 12x12</p>	 <p><b>Herringbone</b> 100% Recs</p>	<p><b>See Page 101</b></p>  <p><b>Random Runner</b> 40% 12x24 &amp; 60% 12x12</p>	 <p><b>Running Bond</b> 100% Recs</p>	 <p><b>Stacked Bond</b> 100% Recs</p>
---	--	---	--	--	--	--



*Palazzo 18 x 18 in Champagne with a Contempo Finish.*



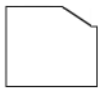
# Palazzo 18x18



## SPECS

<b>Sizes (Nominal)</b>	17 <sup>5</sup> / <sub>8</sub> x 17 <sup>5</sup> / <sub>8</sub> 447 mm x 447 mm
<b>Thickness</b>	5 cm
<b>Stones Per Sq. Ft.</b>	0.44
<b>Stones Per Pallet</b>	40
<b>Sq. Ft. Per Pallet</b>	90
<b>Weight Per Piece</b>	47.5
<b>Weight Per Pallet</b>	1,941

## CHAMFER



Standard Chamfer

## APPLICATIONS

Roof decks, walkways, patios, courtyards, pool decks, outdoor kitchens, outdoor living spaces and pedestal applications.

## NOTES

All On-Grade installations require joint spacers. Installation specs, details and patterns (PDF, PAT & DWG), are available online at [www.ackerstone.com](http://www.ackerstone.com)  
See Page 112 for finish details.

## FINISH OPTIONS




Contempo Finish




Monaco Finish



Venetian Finish



Running Bond  
100% Sq.



Stacked Bond  
100% Sq.



*Palazzo 24 x 24 & 12 x 24 in Bentley White FM with a Heavy Contempo Finish*

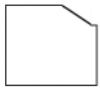
# Palazzo 24x24

## SPECS

<b>Sizes (Nominal)</b>	23 1/2 x 23 1/2 597 mm x 597 mm
<b>Thickness</b>	5 cm
<b>Stones Per Sq. Ft.</b>	0.25
<b>Stones Per Pallet</b>	20
<b>Sq. Ft. Per Pallet</b>	80
<b>Weight Per Piece</b>	88.2
<b>Weight Per Pallet</b>	1,813



## CHAMFERS



Standard Chamfer



Micro Chamfer



Slate Top Micro Chamfer

## APPLICATIONS

Roof decks, walkways, patios, courtyards, pool decks, outdoor kitchens, outdoor living spaces and pedestal applications.

## NOTES

All on-grade installations require joint spacers. Installation specs, details and patterns (PDF, PAT & DWG), are available online at [www.ackerstone.com](http://www.ackerstone.com)

See Page 112 for finish details.

## FINISH OPTIONS



Contempo Finish




Monaco Finish



Venetian Finish

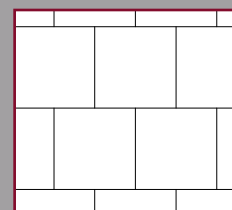


See Pages  
101 & 103




**3 Piece Ashlar**

20% 12x12, 40% 12x24 & 40% 24x24



**Running Bond**

100% Sqs



**Stacked Bond**

100% Sqs



*24 x 24 Palazzo Bullnose & 12 x 24 Palazzo in Champagne FM with a Contempo Finish.*

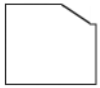
# Palazzo

12 X 12, 12 X 24, 24 X 24 BULLNOSE

## SPECS

	12 x12	12 x 24	24 x 24
<b>Sizes (Nominal)</b>	11 3/4 x 11 3/4	11 3/4 x 23 1/2	23 1/2 x 23 1/2
	297 mm x 297 mm	297 mm x 597 mm	597 mm x 597 mm
<b>Thickness</b>	5 cm	5 cm	5 cm
<b>Stones Per Sq. Ft.</b>	1	0.5	0.25
<b>Stones Per Pallet</b>	120	60	20
<b>Sq. Ft. Per Pallet</b>	120	120	80
<b>Weight Per Piece</b>	22	44	88.2
<b>Weight Per Pallet</b>	2,690	2,690	1,813

## CHAMFER



Standard

## FINISH OPTIONS



Contempo Finish



Venetian Finish

## APPLICATIONS

Pool coping, steps, wall caps and counter tops.

All On-Grade installations require joint spacers.

## NOTES

Bullnose: Long Side, Short Side, 2 Sided & 4 Sided for Caps.

Palazzo patterns, installation specs & details are available online at [www.ackerstone.com](http://www.ackerstone.com)



12 x 12 Palazzo Bullnose in Champagne FM with a Contempo Finish.



# Wood Tiles



## SPECS

**Dimensions:** (L x W x H) - 23.875 x 23.875 x 1.69  
606 mm x 606 mm x 43 mm

**Slats:** 5, 6, 8  
Also available in 24 x 48

## WOOD TYPES

Boulevard Oak, Ipe, Mahogany  
Smooth or Ribbed

## APPLICATIONS

Roof Decks, walkways, patios, courtyards, pool decks,  
and pedestal applications.

## NOTES

Patterns, installation specs & details are available  
online at [www.ackerstone.com](http://www.ackerstone.com)



Bentley White with Monaco Finish



Bentley White with Contempo Finish



Bentley White with Venetian Finish



Champagne with Monaco Finish



Champagne with Contempo Finish



Champagne with Venetian Finish



Coral with Monaco Finish



Coral with Contempo Finish



Coral with Venetian Finish



Espresso with Monaco Finish




Espresso with Contempo Finish



Espresso with Venetian Finish



Grey Mist with Monaco Finish



Grey Mist with Contempo Finish



Grey Mist with Venetian Finish




Natural Pewter with Monaco Finish



Natural Pewter with Contempo Finish



Natural Pewter with Venetian Finish



Onyx with Monaco Finish



Onyx with Contempo Finish



Onyx with Venetian Finish



# Palazzo

## COLORS & FINISHES

---

Palazzo by Acker-Stone is grand in size and style. Palazzo may be tailored to suit the purposes and creative aesthetics of any commercial and residential development. Designers have been provided a palette of distinctive colors and a range of luxurious textures to create bold, individual statements.

### Monaco Finish

*This is a grind finish for our Architectural Pavers. Monaco provides a smooth, polished surface that exposes the aggregate embedded within the concrete. Non-Standard Colors and special aggregates can be used to achieve a custom granite-like appearance.*

### Contempo Finish

*This is a shot blast finish for our Architectural Pavers. Contempo provides a lightly roughened, sand-blasted texture to the surface. This texture can be varied from a light texture that just exposes a small amount of aggregate, to a heavier more prominent aggregate exposure that leaves a more defined texture.*

### Venetian Finish

*This is a grind and shot blast finish for our Architectural Pavers. It combines a granite-like appearance with a delicate sandstone texture that adds slip resistance to the surface. The process texturizes the face of the paver, naturally exposing the aggregate to produce a one of a kind look. Non-Standard Colors, along with special aggregates, can be used to achieve an ultra-custom look.*




# CALIFORNIA *Collection*



The California Collection includes some of Acker-Stone's most popular shapes that are manufactured in California and available in Arizona.

Lead times may vary. Please call for details.





*Aqua-Via II in Antique Pewter™ with a Grind & Shot Blast Finish.*

# Aqua-Via II



## SPECS

<b>Sizes (Nominal)</b>	8 3/4 x 8 3/4 224 mm x 224 mm
<b>Thickness</b>	8 cm
<b>Stones Per Sq. Ft.</b>	1.8
<b>Stones Per Pallet</b>	200
<b>Sq. Ft. Per Pallet</b>	109
<b>Weight Per Pallet</b>	3,849

## CHAMFER



Micro Chamfer

\*Void areas have No Chamfer

## APPLICATIONS

Pedestrian, light vehicular traffic, heavy vehicular, residential driveways, walkways, patios, courtyards, pool decks, outdoor kitchens and outdoor living spaces.

## NOTES

Installation specs, details and patterns (PDF, PAT & DWG), are available online at [www.ackerstone.com](http://www.ackerstone.com)  
Call for Machine Lay Pattern Info.

## BORDER OPTIONS

**Aqua-Via ML:** See page 83 for Specifications.

**Aqua-Via II**

## FINISH OPTIONS



Standard



Grind




Shot Blast



Grind & Shot Blast



Hammered



**Stacked Bond**  
100% Sq's





*Aqua-Via Trio in Bellasina Blend TM.*

# Aqua-Via

## TRIO



### SPECS

<b>Sizes (Nominal)</b>	4 <sup>3</sup> / <sub>8</sub> x 8 <sup>3</sup> / <sub>4</sub> - 8 <sup>3</sup> / <sub>4</sub> x 8 <sup>3</sup> / <sub>4</sub> - 8 <sup>3</sup> / <sub>4</sub> x 13 <sup>1</sup> / <sub>4</sub> 112 mm x 224 mm - 224 mm x 224 mm 224 mm x 336 mm
<b>Thickness</b>	8 cm
<b>Stones Per Sq. Ft.</b>	2.0
<b>Stones Per Pallet</b>	190
<b>Sq. Ft. Per Pallet</b>	95
<b>Weight Per Pallet</b>	3,307

### CHAMFER



Micro Chamfer

\*Void areas have No Chamfer

### APPLICATIONS

Pedestrian or light vehicular traffic, residential driveways, walkways, patios, courtyards, pool decks, outdoor kitchens and outdoor living spaces.

### NOTES

Installation specs, details and patterns (PDF, PAT & DWG), are available online at [www.ackerstone.com](http://www.ackerstone.com)  
Call for Machine Lay Pattern Info.

### BORDER OPTIONS

**Aqua-Via ML:** See page 83 for Specifications.

**Aqua-Via II:** See page 117 for Specifications.

### FINISH OPTIONS



Standard



Grind



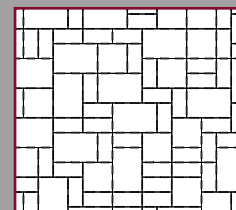
Shot Blast



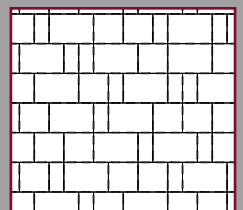
Grind & Shot Blast



Hammered



Random Ashlar



Random Running Bond





*Appian Recs. & Sqs. with Chamfer in Red Tan Charcoal TM.*



# Appian

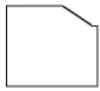
SQ & REC



## SPECS

	SQ	REC
<b>Sizes (Nominal)</b>	6 1/4 x 6 1/4	6 1/4 x 9 3/8
	160 mm x 160 mm	160 mm x 240 mm
<b>Thickness</b>	7 cm	7 cm
<b>Stones Per Sq. Ft.</b>	3.6	2.4
<b>Stones Per Pallet</b>	350	250
<b>Sq. Ft. Per Pallet</b>	98	105
<b>Weight Per Piece</b>	8.7	12.9
<b>Weight Per Pallet</b>	3,051	3,217

## CHAMFERS



Standard Chamfer

## APPLICATIONS

Pedestrian, light vehicular traffic, residential driveways, walkways, patios, courtyards, pool decks, outdoor kitchens and outdoor living spaces.

## NOTES

Installation specs, details and patterns (PDF, PAT & DWG), are available online at [www.ackerstone.com](http://www.ackerstone.com)  
Call for Machine Lay Pattern info.

## BORDER OPTIONS

Appian Rec.

## FINISH OPTIONS



Standard



Grind



Shot Blast



Grind & Shot Blast




Hammered




Tumbled




Grind & Tumbled




**Combination Herringbone**  
75% Recs & 25% Sqs




**Combination Running Bond**  
50% Recs & 50% Sqs




**Herringbone**  
100% Recs



**I-Pattern**  
75% Recs & 25% Sqs



**Modified Herringbone**  
60% Recs & 40% Sqs



**Random**  
67% Recs & 33% Sqs



*Bishops Hat in Oak Creek Blend TM and 8 x 8 in Mocha TM.*

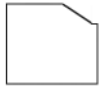
# Bishops Hat

## SPECS

<b>Sizes (Nominal)</b>	4 x 8 x 11 1/8 100 mm x 200 mm x 283 mm
<b>Thickness</b>	6 cm
<b>Stones Per Sq. Ft.</b>	1.9
<b>Stones Per Pallet</b>	176
<b>Sq. Ft. Per Pallet</b>	91
<b>Weight Per Piece</b>	14.2
<b>Weight Per Pallet</b>	2,502



## CHAMFER



Standard Chamfer

## APPLICATIONS

Pedestrian, residential driveways, walkways, patios, courtyards, pool decks, outdoor kitchens and outdoor living spaces.

## NOTES

Installation specs, details and patterns (PDF, PAT & DWG), are available online at [www.ackerstone.com](http://www.ackerstone.com)

## BORDER OPTIONS

**Holland I:** See page 31 for Specifications.

**8 x 8:** See page 165 for Specifications.

## FINISH OPTIONS



Standard



Grind



Shot Blast



Grind & Shot Blast



Hammered



Tumbled



Grind & Tumbled



<p><b>See Page 165</b></p> <p><b>Custom #1</b> 71% Bishops Hat &amp; 29% 8x8</p>	<p><b>See Page 165</b></p> <p><b>Custom #2</b> 83% Bishops Hat &amp; 17% 8x8</p>	<p><b>See Page 165</b></p> <p><b>Custom #3</b> 43% Bishops Hat &amp; 57% 8x8</p>	<p><b>Running Bond</b> 100% Bishops Hat</p>
--	--	--	---



Capri Small & Large Rec in Terra Cotta Mocha Blend TM.

# Capri

## SMALL & LARGE REC



### SPECS

	Sm. Rec.	Lg. Rec.
<b>Sizes (Nominal)</b>	5 1/4 x 5 5/8	5 1/4 x 8 1/2
	135 mm x 145 mm	135 mm x 217.5 mm
<b>Thickness</b>	7 cm	7 cm
<b>Stones Per Sq. Ft.</b>	4.8	3.2
<b>Stones Per Pallet</b>	480	300
<b>Sq. Ft. Per Pallet</b>	100	94
<b>Weight Per Piece</b>	5.7	9.8
<b>Weight Per Pallet</b>	3,032	2,962

### CHAMFER




Embossed Top - No Chamfer

### FINISH OPTIONS



Standard



Shot Blast




Tumbled

### APPLICATIONS


Pedestrian, Light Vehicular & Heavy Vehicular

### NOTES


Slight chipping on the edges of Non-Chamfered Paving Units is inherent and is not considered a manufacturing defect.  
 Special installation required. Please call for details.  
 Installation specs, details and patterns (PDF, PAT & DWG), are available online at [www.ackerstone.com](http://www.ackerstone.com)



**Custom Herringbone**  
60% Lg Recs & 40% Sm Recs



**Herringbone**  
100% Lg Recs




**Running Bond**  
100% Lg Recs



Checker Block in Natural Pewter™.

# Checker Block



## SPECS

<b>Sizes (Nominal)</b>	24 x 24 600 mm x 600 mm
<b>Thickness</b>	10 cm
<b>Stones Per Sq. Ft.</b>	0.25
<b>Stones Per Pallet</b>	20
<b>Sq. Ft. Per Pallet</b>	80
<b>Weight Per Piece</b>	100
<b>Weight Per Pallet</b>	2,000

## CHAMFER



No Chamfer

## FINISH OPTION



Standard


## APPLICATIONS

Heavy Vehicular grass or D.G applications



## NOTES

Installation specs, details and patterns (PDF, PAT & DWG), are available online at [www.ackerstone.com](http://www.ackerstone.com)



Stacked Bond  
100% Sqs





*Combo Classic and 12 x 12 in Charcoal Brown Buff™*



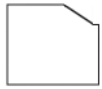
# Combo Classic



## SPECS

<b>Sizes (Nominal)</b>	$3 \frac{7}{8} \times 3 \frac{7}{8} - 3 \frac{7}{8} \times 5 \frac{7}{8} - 3 \frac{7}{8} \times 7 \frac{7}{8}$	
	$5 \frac{7}{8} \times 7 \frac{7}{8} - 5 \frac{7}{8} \times 11 \frac{3}{4}$	
	100 mm x 100 mm - 100 mm x 150 mm	
	100 mm x 200 mm - 150 mm x 200 mm	
	150 mm x 300 mm	
<b>Thickness</b>	4 cm                  6 cm                  8 cm	
	<b>Stones Per Pallet</b>	380                  380                  380
	$70, 3 \frac{7}{8} \times 3 \frac{7}{8} - 100, 3 \frac{7}{8} \times 5 \frac{7}{8} - 90, 3 \frac{7}{8} \times 7 \frac{7}{8}$	
	$60, 5 \frac{7}{8} \times 7 \frac{7}{8} - 60, 5 \frac{7}{8} \times 11 \frac{3}{4}$	
<b>Sq. Ft. Per Pallet</b>	91                  91                  91	
<b>Weight Per Pallet</b>	1,678              2,493              3,170	

## CHAMFER



Standard Chamfer

## APPLICATIONS

**4 cm**  
Pedestrian, walkways, patios, courtyards, pool decks, outdoor kitchens and outdoor living spaces.

**6 cm & 8 cm**  
Pedestrian, residential driveways, walkways, patios, courtyards, pool decks, outdoor kitchens and outdoor living spaces.

## NOTES

Installation specs, details and patterns (PDF, PAT & DWG), are available online at [www.ackerstone.com](http://www.ackerstone.com)

## BORDER OPTIONS

**Holland I:** See page 31 for Specifications.

## FINISH OPTIONS




Standard




Grind



Shot Blast



Grind & Shot Blast




Hammered




Tumbled




Grind & Tumbled



**Random**  
100% Combo Classic



**Random with 12x12**  
80% Combo Classic & 20% 12x12



**Random Runner**  
100% Combo Classic

See Page 53



*Florentine in Mission Blend FM.*

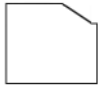
# Florentine



## SPECS

<b>Sizes (Nominal)</b>	3 1/8 x 9 3/8	
	80 mm x 240 mm	
<b>Thickness</b>	4 cm	7 cm
<b>Stones Per Sq. Ft.</b>	5.2	5.2
<b>Stones Per Pallet</b>	500	500
<b>Sq. Ft. Per Pallet</b>	105	105
<b>Weight Per Piece</b>	3.8	6.6
<b>Weight Per Pallet</b>	1,870	3,290

## CHAMFER



Standard Chamfer

## APPLICATIONS

Pedestrian, residential driveways, walkways, patios, courtyards, pool decks, outdoor kitchens and outdoor living spaces.

## NOTES

Installation specs, details and patterns (PDF, PAT & DWG), are available online at [www.ackerstone.com](http://www.ackerstone.com)

## BORDER OPTIONS

**Florentine**

## FINISH OPTIONS



Standard



Grind



Shot Blast



Grind & Shot Blast



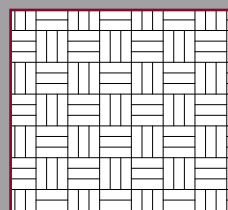
Hammered



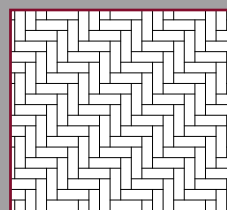
Tumbled




Grind & Tumbled



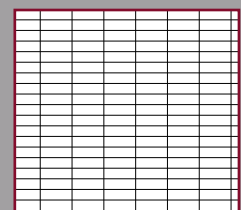
**Basket Weave**  
100% Recs



**Herringbone**  
100% Recs



**Running Bond**  
100% Recs



**Stacked Bond**  
100% Recs



*Hexagon N/C in Charcoal FM with White Aggregate with a Heavy Shot Blast Finish.*

# Hexagon



## SPECS

<b>Sizes (Nominal)</b>	7 <sup>7</sup> / <sub>8</sub> x 8 <sup>7</sup> / <sub>8</sub> 198 mm x 228 mm
<b>Thickness</b>	8 cm
<b>Stones Per Sq. Ft.</b>	2.7
<b>Stones Per Pallet</b>	176
<b>Sq. Ft. Per Pallet</b>	65
<b>Weight Per Piece</b>	13.6
<b>Weight Per Pallet</b>	2,392

## CHAMFERS



Standard Chamfer



No Chamfer

## APPLICATIONS

Pedestrian, heavy vehicular, residential driveways, walkways, patios, court-yards, pool decks, outdoor kitchens and outdoor living spaces.

## NOTES

Slight chipping on the edges of Non-Chamfered Paving Units is inherent and is not considered a manufacturing defect.

Special installation required. Please call for details.

Installation specs, details and patterns (PDF, PAT & DWG), are available online at [www.ackerstone.com](http://www.ackerstone.com)

## FINISH OPTIONS




Standard



Grind



Shot Blast



Grind & Shot Blast




Hammered



Tumbled



Grind & Tumbled



Running Bond  
100% Hexagon



Holland I V-Groove in Charcoal TM.

# Holland I

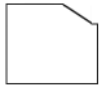
V-GROOVE



## SPECS

<b>Thickness</b>	8 cm
<b>Sizes (Nominal)</b>	3 7/8 x 7 7/8
	100 mm x 200 mm
<b>Stones Per Sq. Ft.</b>	4.6
<b>Stones Per Pallet</b>	384
<b>Sq. Ft. Per Pallet</b>	83
<b>Weight Per Piece</b>	7.8
<b>Weight Per Pallet</b>	3,012

## CHAMFER



Standard Chamfer

## APPLICATIONS

Pedestrian, Light Vehicular & Heavy Vehicular Traffic

## NOTES

Installation specs, details and patterns (PDF, PAT & DWG), are available online at [www.ackerstone.com](http://www.ackerstone.com)

## BORDER OPTIONS

**Holland I:** See page 31 for Specifications.

## FINISH OPTIONS



Standard



Grind



Shot Blast



Grind & Shot Blast



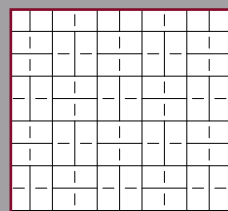
Hammered




Tumbled




Grind & Tumbled



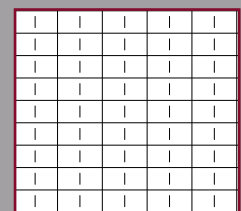
**Basket Weave**  
100% Recs



**Herringbone**  
100% Recs



**Running Bond**  
100% Recs



**Stacked Bond**  
100% Recs



Lido Stone in Stanford Sand FM & Mesa Beige FM. All with Green Aggregate. All with a Grind & Shot Blast Finish.



# Lido Stone

## SPECS

<b>Sizes (Nominal)</b>	5 5/8 x 8 3/4 - 5 5/8 x 10 3/8 - 5 5/8 x 12 3/4 5 5/8 x 13 3/4 - 8 x 13 3/4 - 8 x 15 - 8 x 17 10 1/4 x 13 - 10 1/4 x 15 - 10 1/4 x 17 3/4 149 mm x 222 mm - 143 mm x 264 mm (Qty 20 ea.) 143 mm x 324 mm - 143 mm x 349 mm (Qty 20 ea.) 203 mm x 349 mm - 203 mm x 381 mm (Qty 10 ea.) 203 mm x 432 mm - 260 mm x 330 mm (Qty 10 ea.) 260 mm x 381 mm - 260 mm x 451 mm (Qty 10 ea.)
<b>Thickness</b>	7 cm
<b>Stones Per Pallet</b>	140
<b>Sq. Ft. Per Pallet</b>	100
<b>Weight Per Pallet</b>	3,120



## CHAMFER



No Chamfer

## APPLICATIONS

Pedestrian, walkways, patios, courtyards, pool decks, outdoor kitchens and outdoor living spaces.

## NOTES

1/4" Spacing  
Slight chipping on the edges of Non-Chamfered Paving Units is inherent and is not considered a manufacturing defect.  
Special installation required. Please call for details.  
Installation specs, details and patterns (PDF, PAT & DWG), are available online at [www.ackerstone.com](http://www.ackerstone.com)

## FINISH OPTIONS



Standard



Grind




Shot Blast



Grind & Shot Blast



Hammered



Random Runner  
100% Lido Stone



*Mega Antique Kobble and Antique Kobble 2 pc in Catina Blend TM with an Antique Kobble Rec Border in Mocha Brown TM.*

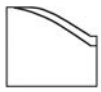
# Mega Antique Kobble



## SPECS

<b>Sizes (Nominal)</b>	8 1/4 x 11 210 mm x 280 mm
<b>Thickness</b>	6 cm
<b>Stones Per Sq. Ft.</b>	1.5
<b>Stones Per Pallet</b>	160
<b>Sq. Ft. Per Pallet</b>	102
<b>Weight Per Piece</b>	17.4
<b>Weight Per Pallet</b>	2,782

## CHAMFER



Pillow Top

## APPLICATIONS

Pedestrian, residential driveways, walkways, patios, courtyards, pool decks, outdoor kitchens and outdoor living spaces.

## NOTES

Installation specs, details and patterns (PDF, PAT & DWG), are available online at [www.ackerstone.com](http://www.ackerstone.com)

## BORDER OPTIONS

**Antique Kobble Rec:** See page 59 for Specifications.

## FINISH OPTIONS



Standard



Grind



Shot Blast



Grind & Shot Blast




Hammered



Tumbled



Grind & Tumbled



**Random Ashlar**  
80% Antique Kobble 2pc. & 20% Mega



*Mega Appian & Appian Rec. & Sq. in Charcoal Brown Buff TM.*

# Mega Appian

LARGE SQ & REC

## SPECS

	Lg. Sq.	Lg. Rec.
<b>Sizes (Nominal)</b>	9 3/8 x 9 3/8	9 3/8 x 12 1/2
	240 mm x 240 mm	240 mm x 320 mm
<b>Thickness</b>	7 cm	7 cm
<b>Stones Per Sq. Ft.</b>	1.6	1.2
<b>Stones Per Pallet</b>	150	120
<b>Sq. Ft. Per Pallet</b>	94	100
<b>Weight Per Piece</b>	21.2	26.8
<b>Weight Per Pallet</b>	2,830	3,212



## CHAMFER



Pillow Top

## APPLICATIONS

Pedestrian, residential driveways, walkways, patios, courtyards, pool decks, outdoor kitchens and outdoor living spaces.

## NOTES

Installation specs, details and patterns (PDF, PAT & DWG), are available online at [www.ackerstone.com](http://www.ackerstone.com)

## BORDER OPTIONS

**Appian Rec:** See page 17 for Specifications.

## FINISH OPTIONS



Standard



Grind



Shot Blast



Grind & Shot Blast



Hammered




Tumbled



Grind & Tumbled



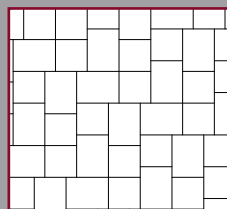
See Page 17



**Custom #1**

53% 9x12, 20% 9x9 & 27% 6x9


See Page 17



**Custom #2**

57% 9x12 & 43% 9x9

See Page 17



**Custom #3**

31% 9x9, 41% 6x9 & 28% 6x6

See Page 17



**Custom #4**

35% 9x12, 27% 9x9, 26% 6x9 & 12% 6x6



Mega Florentine in Light Grey FM

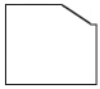
# Mega Florentine



## SPECS

	Appian with Chamfer Sq.	Appian with Chamfer Rec.	Florentine
<b>Sizes (Nominal)</b>	6 1/4 x 6 1/4	6 1/4 x 9 3/8	3 1/8 x 9 3/8
	160 mm x 160 mm	160 mm x 240 mm	80 mm x 240 mm
<b>Thickness</b>	7 cm	7 cm	7 cm
<b>Stones Per Sq. Ft.</b>	3.6	2.4	5.2
<b>Stones Per Pallet</b>	350	250	500
<b>Sq. Ft. Per Pallet</b>	98	105	105
<b>Weight Per Piece</b>	8.7	12.9	6.6
<b>Weight Per Pallet</b>	3,051	3,217	3,290

## CHAMFER



Standard Chamfer

## APPLICATIONS

Pedestrian, light vehicular traffic, residential driveways, walkways, patios, courtyards, pool decks, outdoor kitchen and outdoor living spaces.

## NOTES

Installation specs, details and patterns (PDF, PAT & DWG), are available online at [www.ackerstone.com](http://www.ackerstone.com)

## BORDER OPTIONS

Appian with Chamfer Rec.

## FINISH OPTIONS



Standard



Grind



Shot Blast



Grind & Shot Blast




Hammered



Tumbled



Grind & Tumbled



**Random Ashlar**  
34% Recs, 33% Sqs, 33% Florentine



Monterey Kobble 6 x 6 in Mocha Brown TM & Monterey Kobble 12 x 12 in Carmel TM.



# Monterey Kobble

6 X 6 & 12 X 12

## SPECS

	6 x 6	12 x 12
<b>Sizes (Nominal)</b>	5 7/8 x 5 7/8	11 3/4 x 11 3/4
	150 mm x 150 mm	300 mm x 300 mm
<b>Thickness</b>	6 cm	6 cm
<b>Stones Per Sq. Ft.</b>	4	1
<b>Stones Per Pallet</b>	400	120
<b>Sq. Ft. Per Pallet</b>	100	120
<b>Weight Per Piece</b>	6.8	21.3
<b>Weight Per Pallet</b>	2,730	3,150



## CHAMFER



Pillow Top

## APPLICATIONS

Pedestrian, walkways, patios, courtyards, pool decks, outdoor kitchens and outdoor living spaces.

## NOTES

Installation specs, details and patterns (PDF, PAT & DWG), are available online at [www.ackerstone.com](http://www.ackerstone.com)

\*No spacer bars.

## BORDER OPTIONS

Monterey Kobble 6 x 6

## FINISH OPTIONS



Standard



Grind



Shot Blast



Grind & Shot Blast




Hammered




Tumbled




Grind & Tumbled




**Basket Weave**  
50% 12x12 & 50% 6x6



**Combination Runner**  
67% 12x12 & 33% 6x6



**I-Pattern**  
89% 12x12 & 11% 6x6



**Offset**  
80% 12x12 & 20% 6x6



*Ravenna in Mesa Beige FM.*

# Ravenna



## SPECS

<b>Sizes (Nominal)</b>	7 7/8 x 7 7/8 200 mm x 200 mm
<b>Thickness</b>	8 cm
<b>Stones Per Sq. Ft.</b>	2.3
<b>Stones Per Pallet</b>	192
<b>Sq. Ft. Per Pallet</b>	83
<b>Weight Per Piece</b>	15
<b>Weight Per Pallet</b>	2,865

## CHAMFER



Micro Chamfer

## APPLICATIONS

Pedestrian, walkways, patios, courtyards, pool decks, outdoor kitchens and outdoor living spaces. Heavy vehicular traffic.

## NOTES

Installation specs, details and patterns (PDF, PAT & DWG), are available online at [www.ackerstone.com](http://www.ackerstone.com)

## BORDER OPTIONS

**Holland I:** See page 31 for Specifications.

**8 x 8:** See page 165 for Specifications.

## FINISH OPTIONS




Standard



Grind



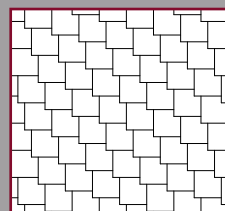
Shot Blast



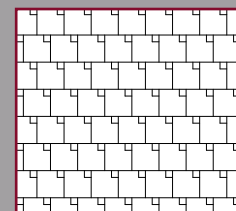
Grind & Shot Blast




Hammered



**Custom #1**  
100% Sqs



**Running Bond**  
100% Sqs



**Stacked Bond**  
100% Sqs





*Serpentine in Antique Pewter FM & Pale Blue FM.*

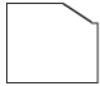
# Serpentine



## SPECS

<b>Sizes (Nominal)</b>	4 1/2 x 9 115 mm x 230 mm		
<b>Thickness</b>	6 cm	8 cm	10 cm
<b>Stones Per Sq. Ft.</b>	3.6	3.6	3.6
<b>Stones Per Pallet</b>	385	280	210
<b>Sq. Ft. Per Pallet</b>	107	78	58
<b>Weight Per Piece</b>	7.1	9.8	12.3
<b>Weight Per Pallet</b>	2,745	2,735	2,579

## CHAMFER



Standard Chamfer

## APPLICATIONS

### 6 cm

Pedestrian, residential driveways, walkways, patios, courtyards, pool decks, outdoor kitchens and outdoor living spaces.

### 8 cm & 10 cm

Heavy Vehicular Traffic

## NOTES

Installation specs, details and patterns (PDF, PAT & DWG), are available online at [www.ackerstone.com](http://www.ackerstone.com)

## FINISH OPTIONS




Standard



Grind



Shot Blast



Grind & Shot Blast




Hammered



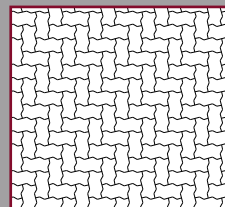
Tumbled




Grind & Tumbled




**Basket Weave**  
100% Recs



**Herringbone**  
100% Recs



**Running Bond**  
100% Recs



**Stacked Bond**  
100% Recs



*3 x 9 in Stanford Sand FM and Mocha Brown FM.*

3x9



## SPECS

<b>Sizes (Nominal)</b>	2 7/8 x 8 3/4 75 mm x 225 mm
<b>Thickness</b>	10 cm
<b>Stones Per Sq. Ft.</b>	5.3
<b>Stones Per Pallet</b>	300
<b>Sq. Ft. Per Pallet</b>	57
<b>Weight Per Piece</b>	8.1
<b>Weight Per Pallet</b>	2,509

## CHAMFER



Micro Chamfer

## APPLICATIONS

Pedestrian, heavy vehicular traffic, walkways, patios, courtyards, pool decks, outdoor kitchens and outdoor living spaces.

## NOTES

Installation specs, details and patterns (PDF, PAT & DWG), are available online at [www.ackerstone.com](http://www.ackerstone.com)

## BORDER OPTIONS

3 x 9

## FINISH OPTIONS



Standard



Grind



Shot Blast

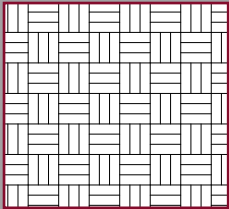


Grind & Shot Blast




Hammered







**Basket Weave**  
100% Recs



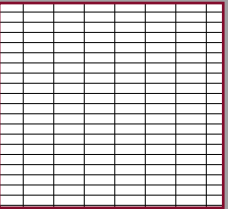
**Herringbone**  
100% Recs



**Running Bond**  
100% Recs



**Random Runner**  
15% 3x9, 50% 3x18 & 35% 3x24



**Stacked Bond**  
100% Recs

See Pages  
153 & 155



3 x 18 in. Genova Blend FM.



3x18



SPECS

<b>Sizes (Nominal)</b>	2 7/8 x 17 3/4
	75 mm x 450 mm
<b>Thickness</b>	10 cm
<b>Stones Per Sq. Ft.</b>	2.7
<b>Stones Per Pallet</b>	112
<b>Sq. Ft. Per Pallet</b>	43
<b>Weight Per Piece</b>	16.6
<b>Weight Per Pallet</b>	1,913

CHAMFER



Micro Chamfer

FINISH OPTIONS



Standard



Grind



Shot Blast



Grind & Shot Blast



Hammered

APPLICATIONS

Pedestrian, walkways, patios, courtyards, pool decks, outdoor kitchens and outdoor living spaces.

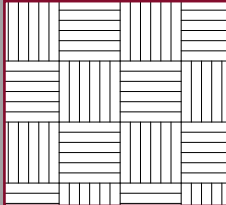
NOTES

Installation specs, details and patterns (PDF, PAT & DWG), are available online at [www.ackerstone.com](http://www.ackerstone.com)


BORDER OPTIONS

3 x 9: See page 151 for Specifications.







**Basket Weave**  
100% Recs



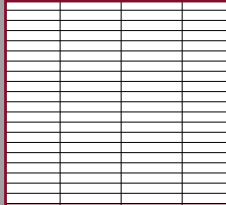
**Herringbone**  
100% Recs



**Running Bond**  
100% Recs



**Random Runner**  
15% 3x9, 50% 3x18 & 35% 3x24



**Stacked Bond**  
100% Recs

See Pages  
151 & 155




*3 x 24 in Stanford Sand FM with Shells, 50% Grind Finish & 50% Grind & Shot Blast Finish.*

3x24

SPECS

<b>Sizes (Nominal)</b>	2 7/8 x 23 1/2 75 mm x 600 mm
<b>Thickness</b>	10 cm
<b>Stones Per Sq. Ft.</b>	2
<b>Stones Per Pallet</b>	120
<b>Sq. Ft. Per Pallet</b>	60
<b>Weight Per Piece</b>	22
<b>Weight Per Pallet</b>	2,665



CHAMFER



Micro Chamfer

APPLICATIONS

Pedestrian, walkways, patios, courtyards, pool decks, outdoor kitchens and outdoor living spaces.

NOTES

Installation specs, details and patterns (PDF, PAT & DWG), are available online at [www.ackerstone.com](http://www.ackerstone.com)

BORDER OPTIONS

3 x 9: See page 151 for Specifications.

FINISH OPTIONS



Standard



Grind



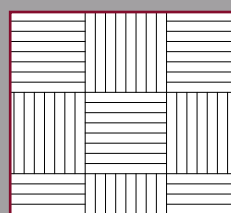
Shot Blast



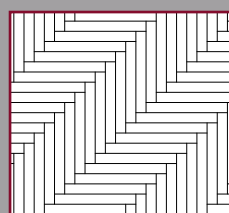
Grind & Shot Blast



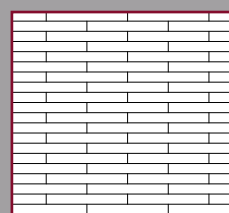
Hammered



**Basket Weave**  
100% Recs



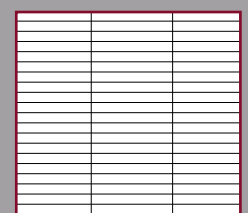
**Herringbone**  
100% Recs



**Running Bond**  
100% Recs



**Random Runner**  
15% 3x9, 50% 3x18 & 35% 3x24



**Stacked Bond**  
100% Recs

See Pages  
151 & 153



4 x 12 Permeable In Mocha Brown TM.

# 4 x 12

PERMEABLE

## SPECS

<b>Sizes (Nominal)</b>	3 7/8 x 11 3/4 100 mm x 300 mm
<b>Thickness</b>	10 cm
<b>Stones Per Sq. Ft.</b>	3.1
<b>Stones Per Pallet</b>	256
<b>Sq. Ft. Per Pallet</b>	84
<b>Weight Per Piece</b>	14.8
<b>Weight Per Pallet</b>	3,760

## CHAMFER



Micro Chamfer

## FINISH OPTION



Standard



Grind



Shot Blast



Grind & Shot Blast



Hammered



4 x 12 Permeable in Malibu Canyon FM.

## APPLICATIONS

Light Vehicular and Heavy Vehicular.

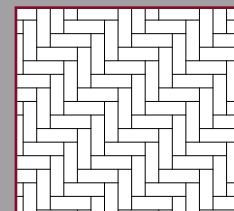
## NOTES

Installation specs, details and patterns (PDF, PAT & DWG), are available online at [www.ackerstone.com](http://www.ackerstone.com)  
Call for Machine Lay Pattern info.


## BORDER OPTIONS

**4 x 12 Permeable**

**Holland I:** See page 31 for Specifications.



**Herringbone**  
100% Sq's



**Running Bond**  
100% Sq's





6 x 12 V-Grove in Westridge Blend TM.

# 6x12

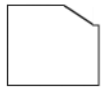
V-GROOVE



## SPECS

<b>Sizes (Nominal)</b>	5 7/8 x 11 3/4
	150 mm x 300 mm
<b>Thickness</b>	8 cm
<b>Stones Per Sq. Ft.</b>	2
<b>Stones Per Pallet</b>	160
<b>Sq. Ft. Per Pallet</b>	80
<b>Weight Per Piece</b>	17.7
<b>Weight Per Pallet</b>	2,839

## CHAMFER



Standard Chamfer

## APPLICATIONS

Pedestrian, light vehicular traffic, residential driveways, walkways, patios, courtyards, pool decks, outdoor kitchens and outdoor living spaces.

## NOTES

Installation specs, details and patterns (PDF, PAT & DWG), are available online at [www.ackerstone.com](http://www.ackerstone.com)

## BORDER OPTIONS

**6 x 12 V-Groove**

**6 x 12:** See page 51 for Specifications.

## FINISH OPTIONS



Standard



Grind



Shot Blast



Grind & Shot Blast




Hammered




Tumbled




Grind & Tumbled



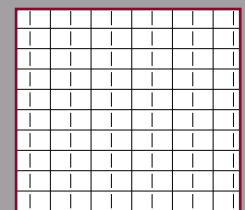
**Basket Weave**  
100% Recs



**Herringbone**  
100% Recs



**Running Bond**  
100% Recs



**Stacked Bond**  
100% Recs



6 x 24 in Stanford Sand FM, Bone White FM with Slag & Mesa Beige FM w/ Block Cement. All with a Medium Shot Blast Finish.



6x24



## SPECS

<b>Sizes (Nominal)</b>	5 7/8 x 23 1/2 150 mm x 600 mm
<b>Thickness</b>	8 cm
<b>Stones Per Sq. Ft.</b>	1
<b>Stones Per Pallet</b>	100
<b>Sq. Ft. Per Pallet</b>	100
<b>Weight Per Piece</b>	34.7
<b>Weight Per Pallet</b>	3,520

## CHAMFER



No Chamfer

## APPLICATIONS

Pedestrian, walkways, patios, courtyards, pool decks, outdoor kitchens and outdoor living spaces.

## NOTES

Slight chipping on the edges of Non-Chamfered Paving Units is inherent and is not considered a manufacturing defect. Special installation required. Please call for details. Installation specs, details and patterns (PDF, PAT & DWG), are available online at [www.ackerstone.com](http://www.ackerstone.com)

## BORDER OPTIONS

6 x 12: See page 51 for Specifications.

## FINISH OPTIONS



Standard



Grind



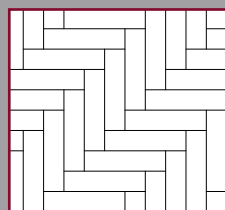
Shot Blast




Grind & Shot Blast



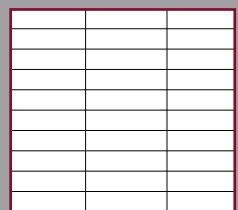
Hammered



**Herringbone**  
100% Recs



**Running Bond**  
100% Recs



**Stacked Bond**  
100% Recs



6 x 30 in Driftwood FM, Amber FM & Amaretto FM.

6x30



SPECS

<b>Sizes</b>	6 x 30
<b>Thickness</b>	8 cm
<b>Stones Per Sq. Ft.</b>	1.25
<b>Stones Per Pallet</b>	32
<b>Sq. Ft. Per Pallet</b>	40
<b>Weight Per Piece</b>	45
<b>Weight Per Pallet</b>	1,490

CHAMFER



No Chamfer

APPLICATIONS

Pedestrian, walkways, patios, courtyards, pool decks, outdoor kitchens and outdoor living spaces.

NOTES

Measurements available in English only, not metric.  
 1/4 inch spacing  
 Slight chipping on the edges of Non-Chamfered Paving Units is inherent and is not considered a manufacturing defect.  
 Special installation required. Please call for details.  
 Installation specs, details and patterns (PDF, PAT & DWG), are available online at [www.ackerstone.com](http://www.ackerstone.com)

FINISH OPTIONS



Standard



Grind



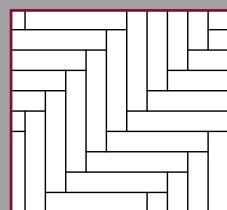
Shot Blast




Grind & Shot Blast



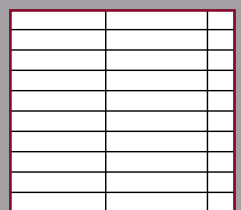
Hammered



**Herringbone**  
100% Recs



**Running Bond**  
100% Recs



**Stacked Bond**  
100% Recs



KAY  
JEWELERS  
FABLETICS

KAY  
JEWELERS

8 x 8 N/C in Pale Lime FM with AZ-Del Mar Agg with a Grind & Shot Blast Finish.

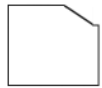
8x8



## SPECS

<b>Sizes (Nominal)</b>	7 7/8 x 7 7/8	
	200 mm x 200 mm	
<b>Thickness</b>	6 cm	8 cm
<b>Stones Per Sq. Ft.</b>	2.3	2.3
<b>Stones Per Pallet</b>	240	192
<b>Sq. Ft. Per Pallet</b>	103	83
<b>Weight Per Piece</b>	11.8	15.5
<b>Weight Per Pallet</b>	2,835	2,967

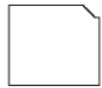
## CHAMFERS



Standard Chamfer  
6 cm



No Chamfer  
6 cm & 8 cm



Micro Chamfer  
8 cm

## APPLICATIONS

### 6 cm

Pedestrian, light vehicular traffic, residential driveways, walkways, patios, courtyards, pool decks, outdoor kitchens and outdoor living spaces.

### 8 cm

Heavy Vehicular Traffic

## NOTES

Slight chipping on the edges of Non-Chamfered Paving Units is inherent and is not considered a manufacturing defect. Special installation required. Please call for details. Installation specs, details and patterns (PDF, PAT & DWG), are available online at [www.ackerstone.com](http://www.ackerstone.com) Call for Machine Lay Pattern info.

## BORDER OPTIONS

### 8 x 8

**Holland I:** See page 31 for Specifications.

## FINISH OPTIONS




Standard



Grind



Shot Blast



Grind & Shot Blast




Hammered



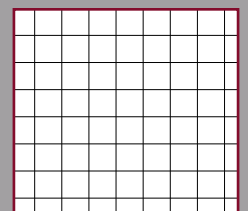
Tumbled



Grind & Tumbled



Running Bond  
100% Sqs



Stacked Bond  
100% Sqs



10 x 10 in Palomino FM and Arizona Tan FM.

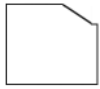
10 x 10



SPECS

<b>Sizes (Nominal)</b>	10 x 10
	250 mm x 250 mm
<b>Thickness</b>	6 cm
<b>Stones Per Sq. Ft.</b>	1.5
<b>Stones Per Pallet</b>	168
<b>Sq. Ft. Per Pallet</b>	117
<b>Weight Per Piece</b>	18.9
<b>Weight Per Pallet</b>	3,172

CHAMFERS



Standard Chamfer



No Chamfer

APPLICATIONS

Pedestrian, walkways, patios, courtyards, pool decks, outdoor kitchens and outdoor living spaces.

NOTES

Slight chipping on the edges of Non-Chamfered Paving Units is inherent and is not considered a manufacturing defect.  
 Special installation required. Please call for details.  
 Installation specs, details and patterns (PDF, PAT & DWG), are available online at [www.ackerstone.com](http://www.ackerstone.com)

BORDER OPTIONS

**Holland I:** See page 31 for Specifications.

FINISH OPTIONS



Standard



Grind



Shot Blast



Grind & Shot Blast



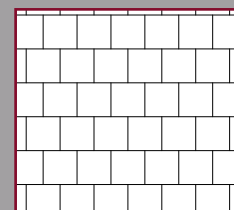
Hammered




Tumbled



Grind & Tumbled



**Running Bond**  
100% Sqs



**Stacked Bond**  
100% Sqs

6 x 30



### SPECS

<b>Sizes</b>	6 x 30
<b>Thickness</b>	8 cm
<b>Stones Per Sq. Ft.</b>	1.25
<b>Stones Per Pallet</b>	32
<b>Sq. Ft. Per Pallet</b>	40
<b>Weight Per Piece</b>	45
<b>Weight Per Pallet</b>	1,490

See page 107 for laying patterns.

15 x 25



### SPECS

<b>Sizes</b>	15 x 25
<b>Thickness</b>	8 cm
<b>Stones Per Sq. Ft.</b>	0.4
<b>Stones Per Pallet</b>	32
<b>Sq. Ft. Per Pallet</b>	84
<b>Weight Per Piece</b>	99.1
<b>Weight Per Pallet</b>	3,062

15 x 30



### SPECS

<b>Sizes</b>	15 x 30
<b>Thickness</b>	8 cm
<b>Stones Per Sq. Ft.</b>	0.3
<b>Stones Per Pallet</b>	16
<b>Sq. Ft. Per Pallet</b>	50
<b>Weight Per Piece</b>	112.5
<b>Weight Per Pallet</b>	1,850

16.5 x 25



### SPECS

<b>Sizes</b>	16 1/2 x 25
<b>Thickness</b>	8 cm
<b>Stones Per Sq. Ft.</b>	0.4
<b>Stones Per Pallet</b>	32
<b>Sq. Ft. Per Pallet</b>	92
<b>Weight Per Piece</b>	105
<b>Weight Per Pallet</b>	3,358



# Slabs

6 X 30, 15 X 25, 15 X 30, 16.5 X 25

## FINISH OPTIONS



Standard



Grind



Shot Blast



Grind & Shot Blast



Hammered

## CHAMFER



No Chamfer

## APPLICATIONS

Pedestrian, walkways, patios, courtyards, pool decks, outdoor kitchens and outdoor living spaces.

## NOTES

Measurements available in English only, not metric.

1/4" Spacing

Slight chipping on the edges of Non-Chamfered Paving Units is inherent and is not considered a manufacturing defect.

Special installation required. Please call for details.

Installation specs, details and patterns (PDF, PAT & DWG), are available online at [www.ackerstone.com](http://www.ackerstone.com)



6 x 30 in Amaretto FM, Amber FM & Driftwood FM.



6 x 30			15 x 25, 15 x 30, 16.5 x 25		
Herringbone 100% Recs	Running Bond 100% Recs	Stacked Bond 100% Recs	Herringbone 100% Recs	Running Bond 100% Recs	Stacked Bond 100% Recs





# COLOR *Collections*

Acker-Stones' color selection has been influenced by the Region's rich natural hues and tones. The collection includes colors and color blends in perfect harmony with the architectural styles prevalent throughout Arizona.

Designers have been provided a palette of distinctive colors and a range of luxurious textures to create bold, individual statements.



# SRI Collection

Solar Reflective Colors Developed by Acker-Stone

- Contribute to LEED points
- Reduce Energy Costs
- Reduce Smog & Help the Environment
- Reduce Hardscape Temperatures
- Reduce the "Heat Island" Effect



## SRI APPROVED SOLID COLORS



**Granada White FM**  
Thermal Emittance 0.93 SRI 38  
Solar Reflectance 0.34



**Israel Pewter FM**  
Thermal Emittance 0.90 SRI 38  
Solar Reflectance 0.35



**Ivory FM**  
Thermal Emittance 0.90 SRI 44  
Solar Reflectance 0.40



**Mesa Buff FM**  
Thermal Emittance 0.90 SRI 36  
Solar Reflectance 0.33



**Port Yellow FM**  
Thermal Emittance 0.92 SRI 44  
Solar Reflectance 0.39



**Stanford Sand FM**  
Thermal Emittance 0.94 SRI 48  
Solar Reflectance 0.39



## SRI APPROVED COLORS WITH FINISHES



**Delta Beige FM**  
w/AZ Del Mar Agg Grind  
Thermal Emittance 0.89 SRI 30  
Solar Reflectance 0.29



**Delta Grey FM**  
w/AZ Del Mar Agg Grind  
Thermal Emittance 0.90 SRI 32  
Solar Reflectance 0.30



**Delta White FM**  
w/AZ Del Mar Agg Grind  
Thermal Emittance 0.90 SRI 40  
Solar Reflectance 0.36



**Delta Yellow FM**  
w/AZ Del Mar Agg Grind  
Thermal Emittance 0.90 SRI 41  
Solar Reflectance 0.37



**Venetian Grey FM**  
Shot Blast  
Thermal Emittance 0.94 SRI 30  
Solar Reflectance 0.27



**White FM**  
w/Black Agg Grind  
Thermal Emittance 0.95 SRI 51  
Solar Reflectance 0.43

For more information about SRI Colors, please contact your Acker-Stone Representative.

Colors are subject to variation in print reproduction.

Verify colors with actual sample products prior to ordering material.

# Core Color **BLENDS**

All TM (Through Mix) Colors. Additional colors available upon request.



Antique Brown TM



Antique Pewter TM



Antique Red TM



Apache Gold TM



Big Horn TM



Camelback TM



Catina Blend TM



Charcoal Brown Buff TM



Gila River TM



Limestone TM



Mojave TM



Navajo Red TM



Oak Creek Blend TM



Old Town Blend TM



Olive Green Charcoal TM



Red Buff Charcoal TM



San Tan Blend TM



Terra Cotta Brown TM



Yuma Trail TM

Colors are subject to variation in print reproduction.  
Verify colors with actual sample products prior to ordering material.

# Core FM COLORS

All FM (Face Mix) Colors. Additional colors available upon request.



Agave FM



Amaretto FM



Arizona Tan FM



Buff FM




Caramel FM



Charcoal FM



Dark Blue FM




Dark Brown FM



Forest Green FM



Granada White FM




Graphite FM



Israel Pewter FM



Khaki FM



Light Grey FM



Light Mesa Beige FM



Mesa Beige FM

# Core FM COLORS

All FM (Face Mix) Colors. Additional colors available upon request.



Mesa Buff



Mocha Brown FM



Oyster White FM



Pale Blue FM



Pale Green FM



Pale Lime FM




Palomino FM



Pewter FM



Red FM



River Red FM



San Diego Buff FM



Stanford Sand FM



Terra Cotta



Vegas Brown



White



Yellow

Colors are subject to variation in print reproduction.  
Verify colors with actual sample products prior to ordering material.

# Special AGGREGATES

Available in FM Only


Photos: Grind with a Light Shot Blast Finish

Finishes Available: Grind, Shot Blast,

Grind & Shot Blast



**Brown  
with Buff Aggregate**



**Buff  
with Green Aggregate**



**Charcoal with Large  
Black Aggregate**



**Chestnut Brown with Del  
Sol Aggregate**



**Granada White with  
AZ Del Mar Aggregate**



**Granada White with  
Green & Blue Glass**



**Granada White  
with Large Slag**



**Israel Pewter  
with Small Slag**



**Khaki with Large  
Black Aggregate**



**Light Moonstone**



**Mesa Beige  
with Large Slag**



**Mocha with AZ Del Mar  
Aggregate**



**Palomino with Del Sol Ag-  
gregate**



**Pewter  
with Amber Glass**



**Slate  
with Blue Aggregate**



**Stanford Sand  
with Shells**




**Super White  
with Blue Glass**



**Super White with Large  
Black Aggregate**



**Venetian Black**



**Venetian Grey**

Colors are subject to variation in print reproduction.  
Verify colors with actual sample products prior to ordering material.



# Finish Options

## EMBOSSSED TOP FACE MIX



Standard



Shot Blast



Tumbled

## SLATE TOP FACE MIX



Standard



Shot Blast



Tumbled

## THROUGH MIX



Standard



Grind



Shot Blast



Grind & Shot Blast



Tumbled



Grind & Tumbled

## EMBOSSSED TOP THROUGH MIX



Standard



Shot Blast



Tumbled

## FACE MIX



Standard



Grind



Shot Blast



Grind & Shot Blast



Tumbled



Grind & Tumbled

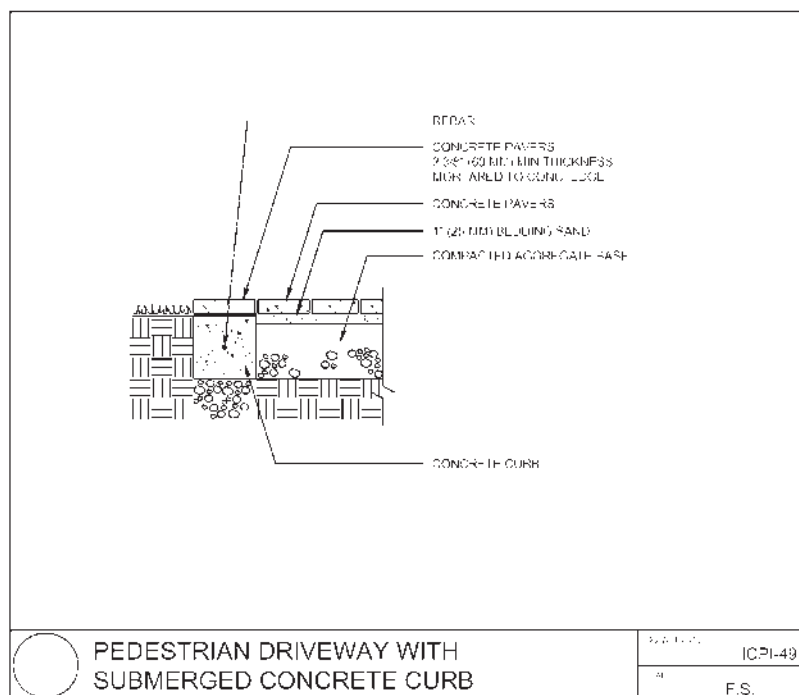
# INSTALLATION



# Details

ICPI provides guide specifications and details for pedestrian and vehicular concrete paver applications in the U.S. These specifications and details must be edited to suit specific project (and paver type) requirements. Pavements subject to vehicles should be designed in consultation with a qualified civil engineer, in accordance with established pavement design procedures and in accordance with the ICPI Tech Spec Technical Bulletins. PDF and DWG files are available for download at [www.icpi.org](http://www.icpi.org)

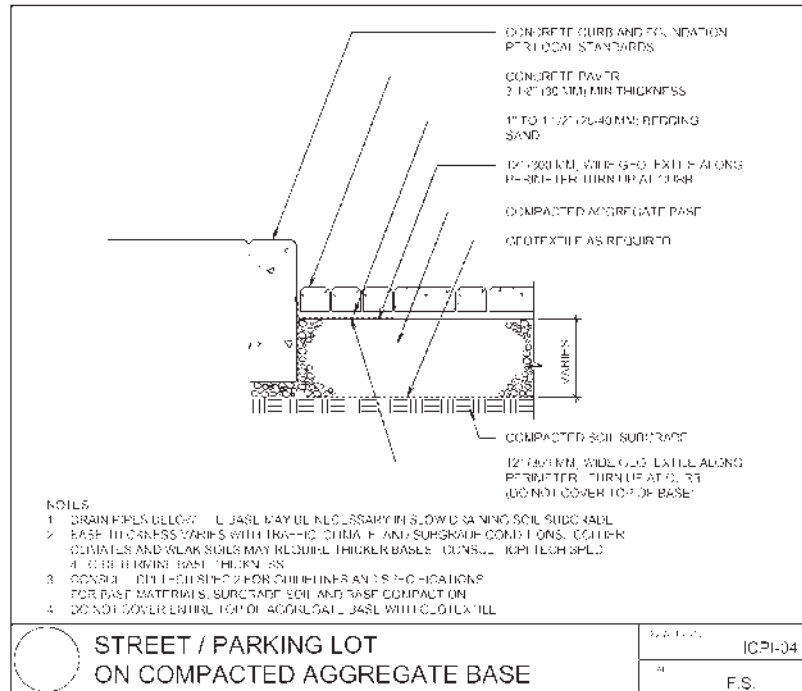
## ICPI-49 PEDESTRIAN DRIVEWAY WITH SUBMERGED CONCRETE CURB



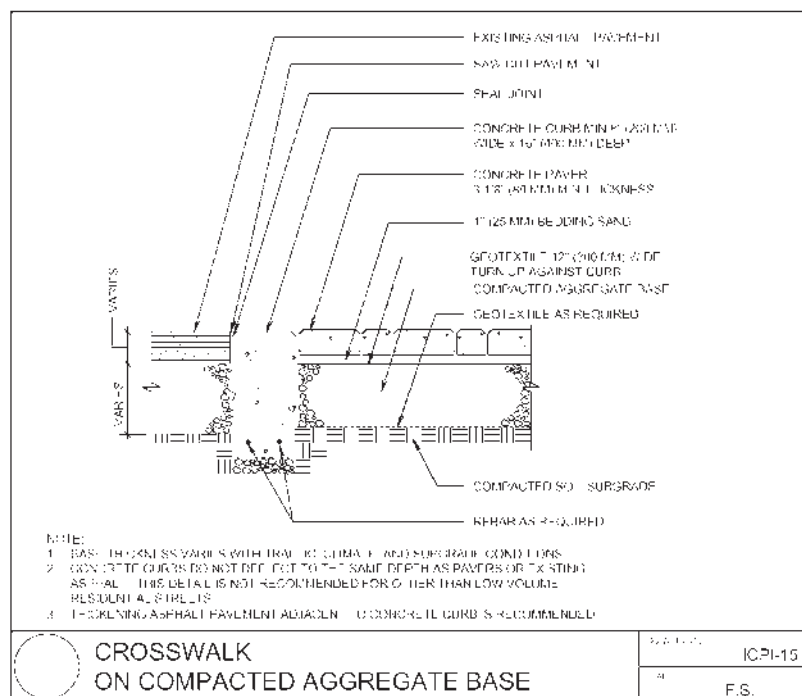
The following details include commonly used installation guidelines for residential and/or commercial projects.

For a complete list of details and specs, visit [www.icpi.org](http://www.icpi.org)

## ICPI-04 STREET/PARKING LOT ON COMPACTED AGGREGATE BASE



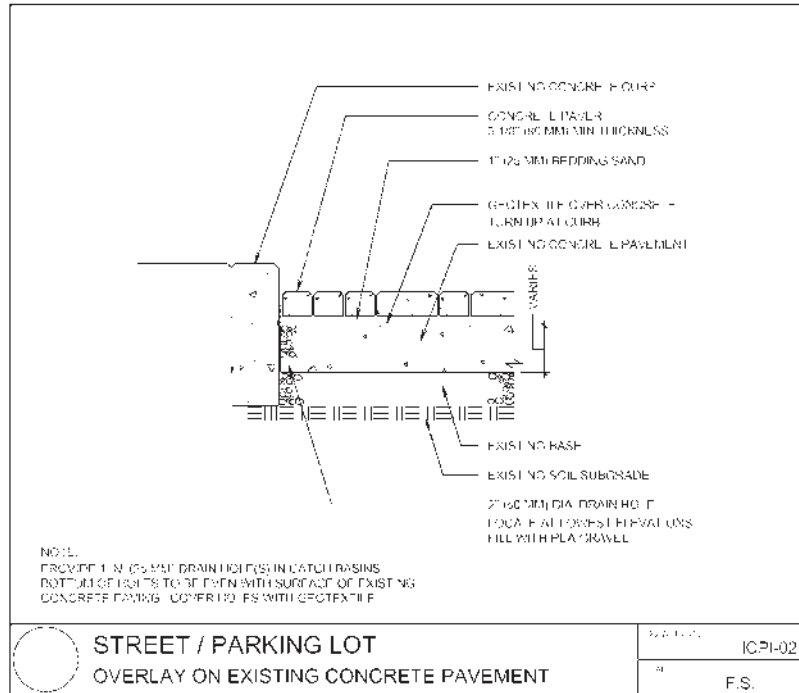
## ICPI-15 CROSSWALK ON COMPACTED AGGREGATE BASE



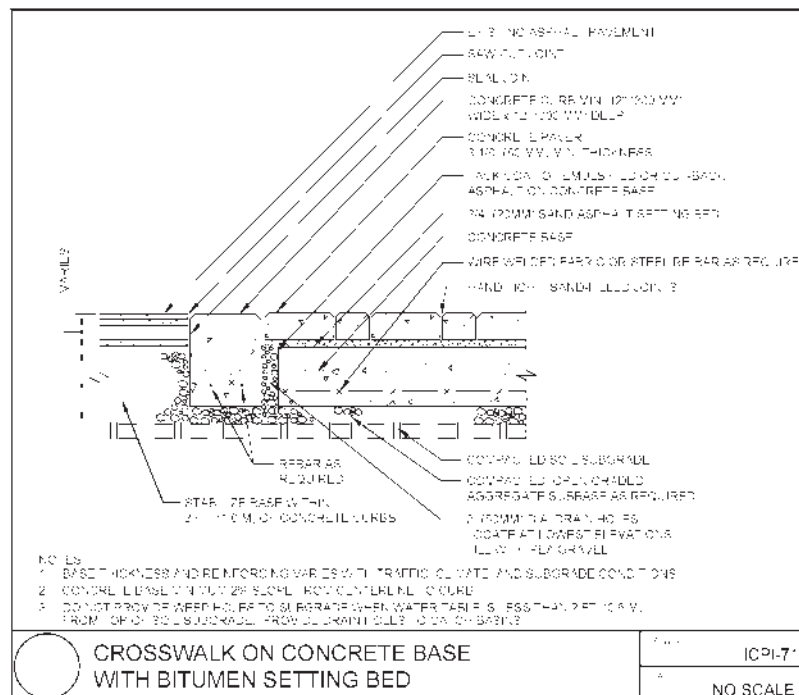
The following details include commonly used installation guidelines for residential and/or commercial projects.

For a complete list of details and specs, visit [www.icpi.org](http://www.icpi.org)

## ICPI-02 STREET/PARKING LOT OVERLAY ON EXISTING CONCRETE PAVEMENT



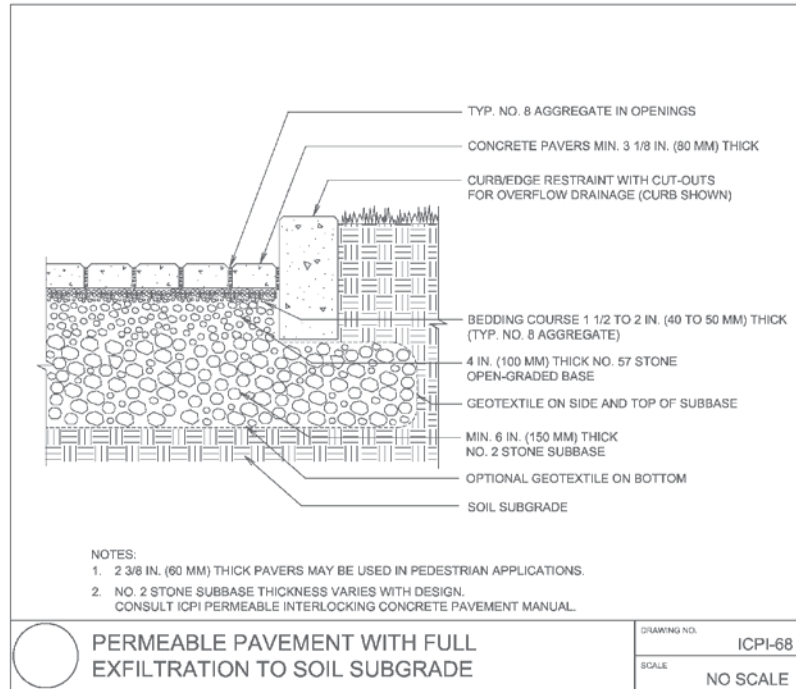
## ICPI-71 CROSSWALK ON CONCRETE BASE WITH BITUMEN SETTING BED



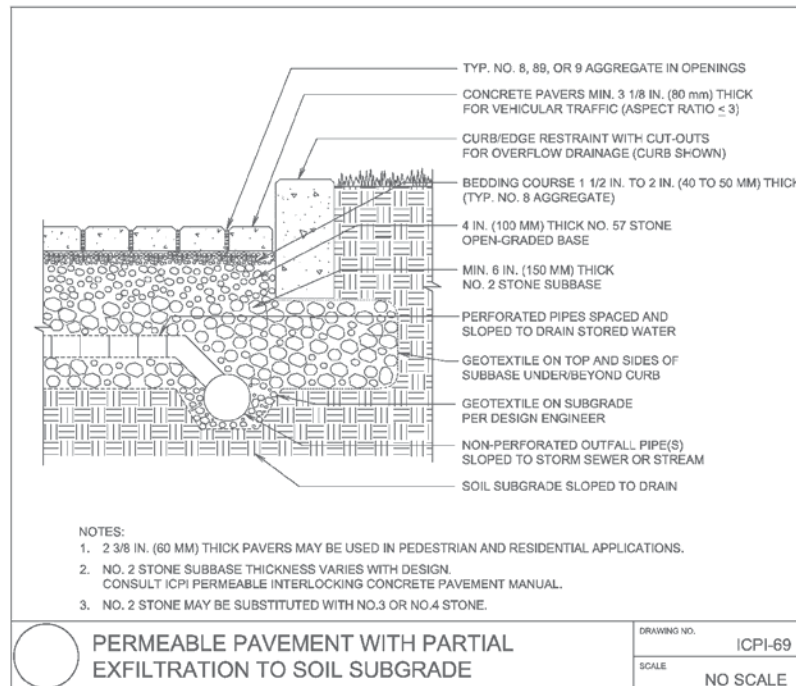
The following details include commonly used installation guidelines for residential and/or commercial projects.

For a complete list of details and specs, visit [www.icpi.org](http://www.icpi.org)

## ICPI-68 PERMEABLE PAVEMENT WITH FULL EXFILTRATION TO SOIL SUBGRADE



## ICPI-69 PERMEABLE PAVEMENT WITH PARTIAL EXFILTRATION TO SOIL SUBGRADE

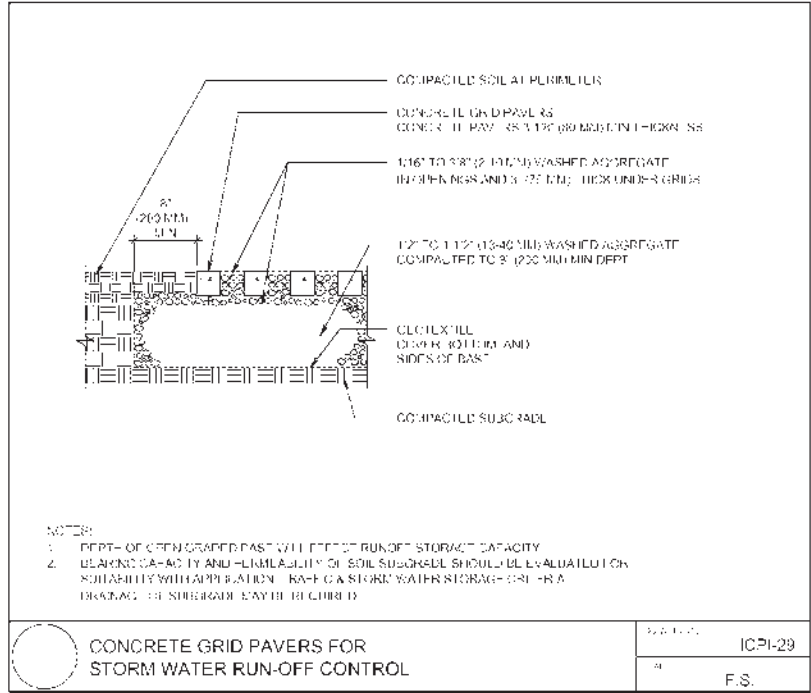


# Turf Block / Checker Block

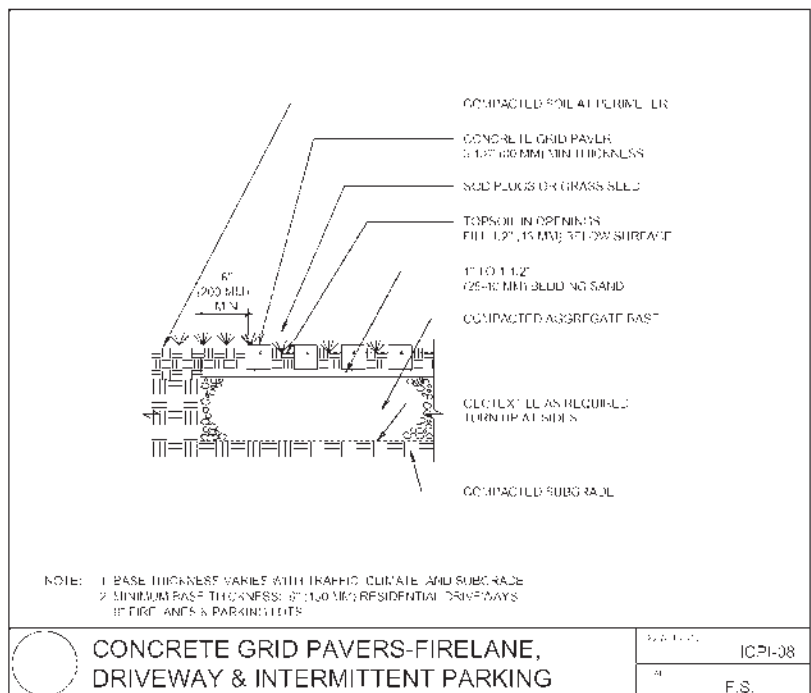
The following details include commonly used installation guidelines for residential and/or commercial projects.

For a complete list of details and specs, visit [www.icpi.org](http://www.icpi.org)

## ICPI-29 CONCRETE GRID PAVERS FOR STORM WATER RUN-OFF CONTROL



## ICPI-08 CONCRETE GRID PAVERS-FIRELANE, DRIVEWAY & INTERMITTENT PARKING

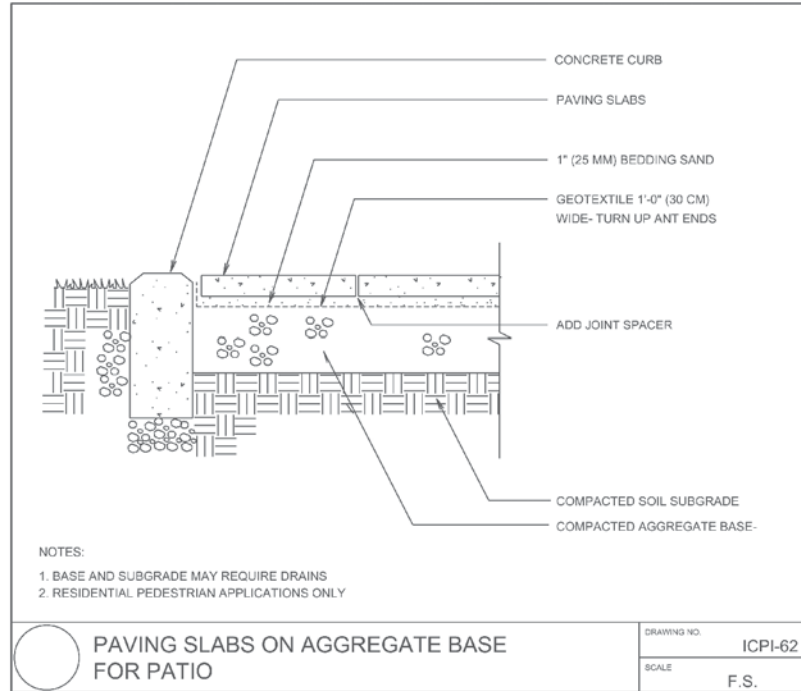


# Slabs / Palazzo

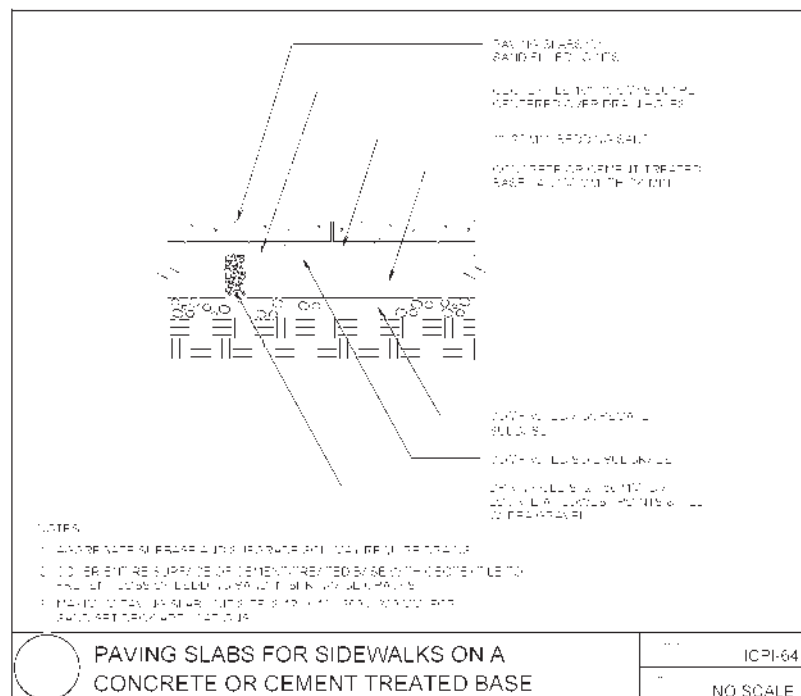
The following details include commonly used installation guidelines for residential and/or commercial projects.

For a complete list of details and specs, visit [www.icpi.org](http://www.icpi.org)

## ICPI-62 PAVING SLABS ON AGGREGATE BASE FOR PATIO



## ICPI-64 PAVING SLABS FOR SIDEWALKS ON A CONCRETE OR CEMENT TREATED BASE

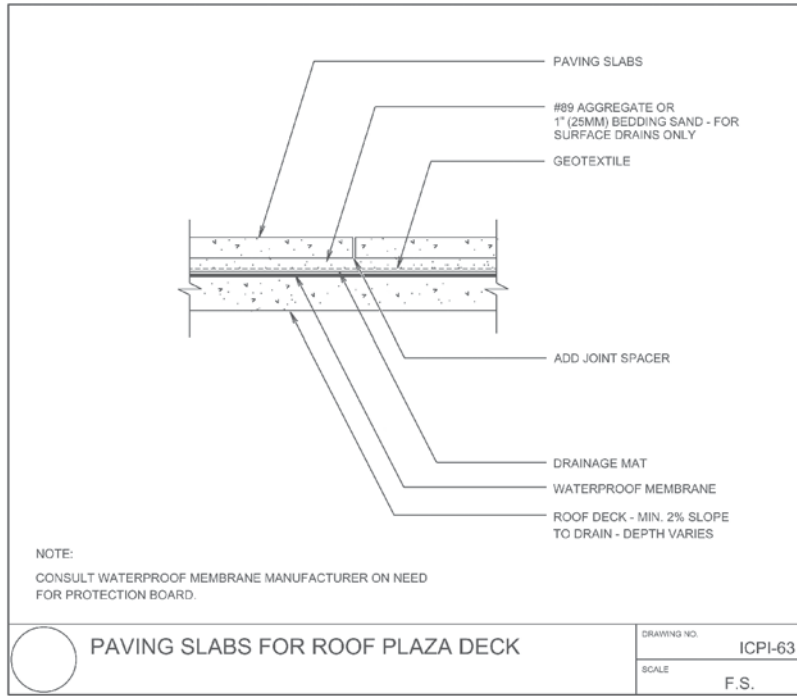


# Slabs / Palazzo

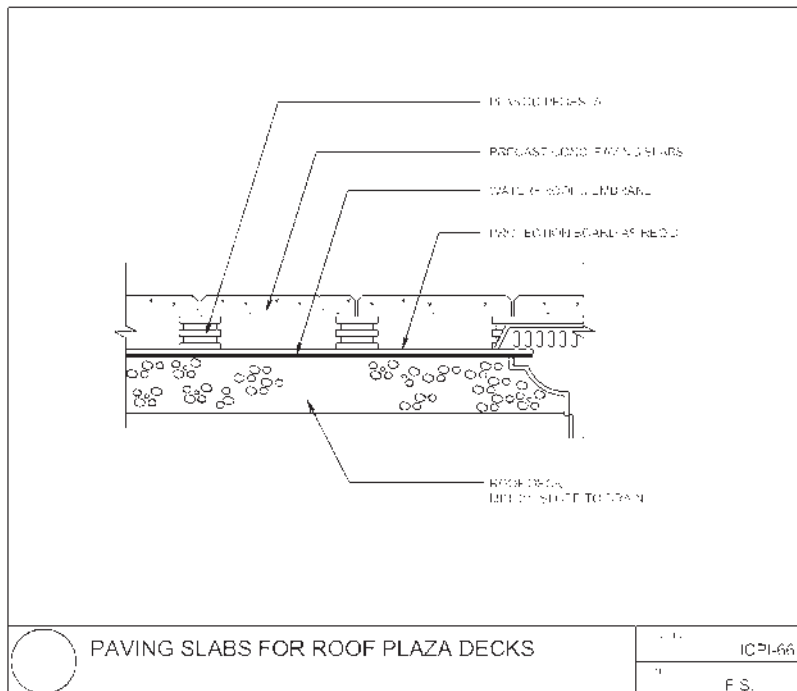
The following details include commonly used installation guidelines for residential and/or commercial projects.

For a complete list of details and specs, visit [www.icpi.org](http://www.icpi.org)

## ICPI-63 PAVING SLABS FOR ROOF PLAZA DECK



## ICPI-66 PAVING SLABS FOR ROOF DECKS



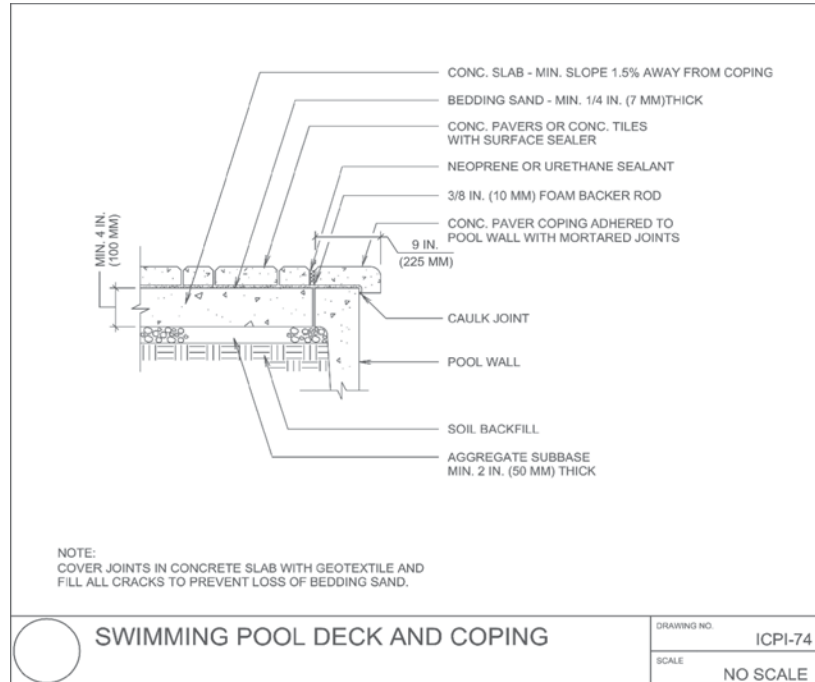


# Pool Coping

The following details include commonly used installation guidelines for residential and/or commercial projects.

For a complete list of details and specs, visit [www.icpi.org](http://www.icpi.org)

## ICPI-74 SWIMMING POOL DECK AND COPING



# Roof Plaza Decks

## PALAZZO HYDRO PRESSED SLABS AND PEDESTAL SYSTEM

Additional pedestal sizes available. Please call for details.

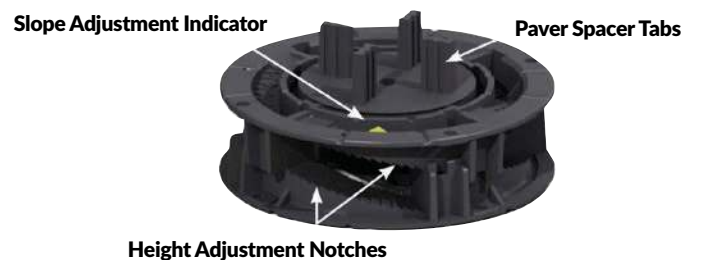
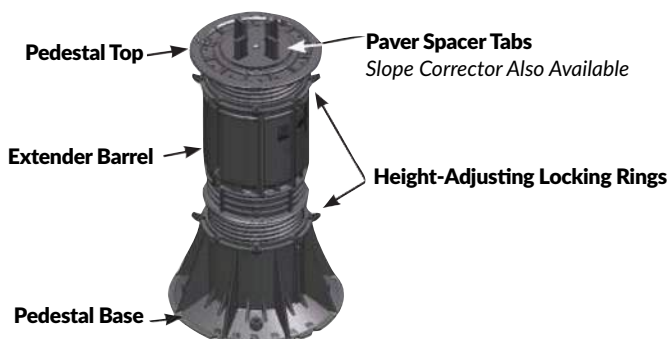
### Palazzo Relative Strength at 5 cm Thickness

- Compressive: 10,000 psi
- Flexural: 1250 psi
- Density: 147 lbs. / cu.ft.
- Absorption: Less than 5%

\*Test results may vary depending on custom blends, aggregates and finishes.

### SPACERS

All on-grade installations require joint spacers.



# Product Details



*Experience the Acker-Stone Difference.*

## **COLOR SWATCHES**

Due to the inherent nature of printed literature and current digital media, Acker-Stone cannot guarantee exact color matching from use of printed color swatches. The materials that are used in Acker-Stone's pavers and walls deliver a range of natural colors that closely match those used in physical samples, catalogs, web sites, color swatch photography and digital images. Pavers and walls will vary slightly due to the environmental conditions. Therefore, Color swatch photographs are an approximate representation of color and not an exact match. Final color selection should be made from physical product. If there are discrepancies, contact Acker-Stone sales representative before project installation commences. Installation of product constitutes its acceptance.

## **EFFLORESCENCE**

Acker-Stone's warranty does not apply to efflorescence. Efflorescence is a naturally occurring process in all concrete products that sometimes appears in the form of a white powdery substance on the surface. It does not compromise the functionality or structural integrity of the product. Although efflorescence cannot be completely prevented, it will wash off over time and can be cleaned with efflorescence cleaner. Acker-Stone accepts no responsibility or liability for this condition.

## **COMPACTION EQUIPMENT**

Paving Stones with an embossed, slate surface or Face Mix surface finish are more susceptible to scuffing from compaction equipment used in most paver installations. Acker-Stone recommends the use of a urethane mat between the plate and the paver surface when compacting. Contact your equipment supplier for information about accessories for this purpose. Acker-Stone will not be held responsible for damage caused by the misuse of compaction equipment, leaving scuff marks, or burns on pavers.

## **PROPER COLOR DISTRIBUTION THROUGH LAYING TECHNIQUES**

Proper installation enhances the overall color of the pavement surface. Pavers should be selected from at least two separate pallets and then randomly mixed. This creates an attractive and subtle blend of color.

*Note: Acker-Stone's residential and commercial standard warranty does not apply to any breakage, natural wear or other deterioration that was caused from improper design or installation which does not comply with applicable codes, the ICPI (Interlocking Concrete Pavement Institute), NCMA (National Concrete Masonry Association) and recognized work procedures. Please visit [www.icpi.org](http://www.icpi.org) and [www.ncma.org](http://www.ncma.org) for more information on installation specifications. The warranty does not apply to any damage resulting from a natural disaster or from a deliberate and/or negligent act on the part of the purchaser, owner of the building, installer or any third party.*

# Ancillary Products

## LOGICAL RESOURCE

A	Poly Sand	Color	Product ID	Notes
		Tan	LRT-50	1 - 50 lbs. bag
		Grey	LRG-50	1 - 50 lbs. bag

## QUIKRETE

B	Joint Sand	Joint Sand	1-70 lbs. bag
---	------------	------------	---------------

## BP PRO

C	BP Pro Joint Stabilizing Sealer - NSS	Product ID	Notes
		B212	1 Gallon
		B213	5 Gallon Pail
		B214	55 Gallon Drum

D	BP Pro Enhancing Stabilizing Sealer - ESS	B222	1 Gallon
		B223	5 Gallon Pail
		B224	55 Gallon Drum

E	BP Pro Permeable Stabilizing Sealer - PSS	BP273	5 Gallon
		BP274	55 Gallon Drum

F	BP Pro Wet Look Stabilizing Sealer - WSS	B262	1 Gallon
		B263	5 Gallon Pail
		B264	55 Gallon Drum

G	BP Pro Invisible StainBLOCKER	BP373	5 Gallon Pail
		BP374	55 Gallon Drum

H	BP Pro Eco-New Concentrate Cleaner - ENC	BP972	1 Gallon
---	--	-------	----------

I	BP Pro Electric Pump	<i>(Please see website for more information.)</i>	
---	----------------------	---	--

## SUREBOND

J	PolySweep Sand	Color	Product ID	Notes
		Tan	PSST-50-056	1 - 50 lbs. bag
		Grey	PSSG-50-056	1 - 50 lbs. bag

K	SB-10 PaverBond Adhesive	CSB10T-12	Tube 10 oz. Individual
		CSB10T-12	Tubes 10 oz. Case 12

L	SB-1300 Joint Stabilizing Sealer	SB-1300 G	1 Gallon - Case of 6
		SB-1300 P	5 Gallon Pail
		SB-1300 D	55 Gallon Drum

M	SB-7000 Gloss Joint Stabilizing Sealer	SB-7000 G	1 Gallon - Case of 6
		SB-7000 P	5 Gallon Pail
		SB-7000 D	55 Gallon Drum

N	SB-5000 Stainblocking Invisible Sealer	SB-5000 G	1 Gallon - Case of 6
		SB-5000 P	5 Gallon Pail
		SB-5000 D	55 Gallon Drum

O	SB-8700 Wet Look Stabilizing Sealer	SB-8700 P	5 Gallon Pail
---	-------------------------------------	-----------	---------------

P	Efflo-Off	SB-Efflo-Off G	1 Gallon - Case of 4
		SB-Efflo-Off P	5 Gallon Pail



For a complete list of available Ancillary Products, please contact your Representative.

# COMMERCIAL



# Warranty

Acker-Stone Industries provides a one year guarantee on the structural integrity of its paving stones to every commercial project. Material installed strictly according to I.C.P.I. installation guidelines that prove structurally defective, will be replaced without cost. Color matching cannot be guaranteed. Replacement labor and transportation costs are not included in this guarantee.

Poor or faulty installations that are not in compliance with I.C.P.I. guidelines will render this guarantee null and void.

*For more information about the commercial warranty, please contact your Acker-Stone Representative.*



*Leave a lasting  
impression*

WITH  
ACKER-STONE  
PAVERS





[www.AckerStone.com](http://www.AckerStone.com)

**ARIZONA  
FACILITY**

6700 W. Allison Road  
Chandler, AZ 85226  
**480-344-6910**

**CALIFORNIA  
FACILITY**

13296 Temescal Canyon Road  
Corona, CA 92883  
**800-258-2353**